



Park/Bahçe Ürün Katalođu
Park/Garden Products Catalog

Çocuklarımızın hayal dünyasına renkli eğlenceler tasarlıyoruz



Hakkımızda

Depar Yapı 2007 yılında kurularak sektöre giriş yapmıştır. Kurulduğu yıldan itibaren Ürün Kalitesi ve müşteri memnuniyetini ön planda tutarak sektördeki pazar payını her geçen yıl arttırmaktadır. Türkiye'de tüm illere hizmet verebilen Depar yapı yurt dışında da Rusya, Irak, Libya, Gürcistan, Macaristan, Bulgaristan, Azerbaycan, Kenya, Hindistan gibi ülkelere rekabetçi kimliğiyle Ahşap ve Metal Çocuk oyun grupları, Açık alan fitness aletleri, Kamelya ve Pergolalar, Kent mobilyaları ve Zemin kaplama ürünlerini adına tescilli **STEPPARK** markasıyla satış yapmaktadır.

Firmamız geleceğimiz olan çocuklarımız ve sizler için hazırladığı tüm ürünlerin üretiminde insan sağlığını ön planda tutarak dinamik ve güler yüzlü uzman kadromuzla siz değerli müşterilerimize hizmet vermekten mutluluk duyar.

About Us

Depar Yapi was established in 2007 and successfully entered the sector. Since the first days of establishment the company highlights the quality of the product and customer satisfaction. This policy allows to expand market share every year. Providing services in all regions of Turkey, Depar Yapi is a competitive company in such foreign countries as Russia, Iraq, Libya, Georgia, Bulgaria, Azerbaijan, Kenya, India as well. Depar Yapi sells children's playgrounds made of wood and metal, outdoor fitness facilities, camellias and gazebos, urban street furniture, floor coverings, registered on the name of the brand **STEPPARK**.

In the process of manufacture of all products our company focuses on health and safety. Relying on the years of experience, competence and friendliness of the staff, our company is always glad to provide services to our dear clients.





ANASAYFA

HAKKIMIZDA

ÜRETİM

REFERANSLAR

MEDYA

İLETİŞİM



Çocuk Oyun Parkları

Park Spor Aletleri

Kamelya ve Pergolalar

Kent Mobilyaları

Zemin Kaplamaları

Spor Alanları ve
Aqua Park

Çocuk Oyun Parkları & Açık Alan Spor Aletleri

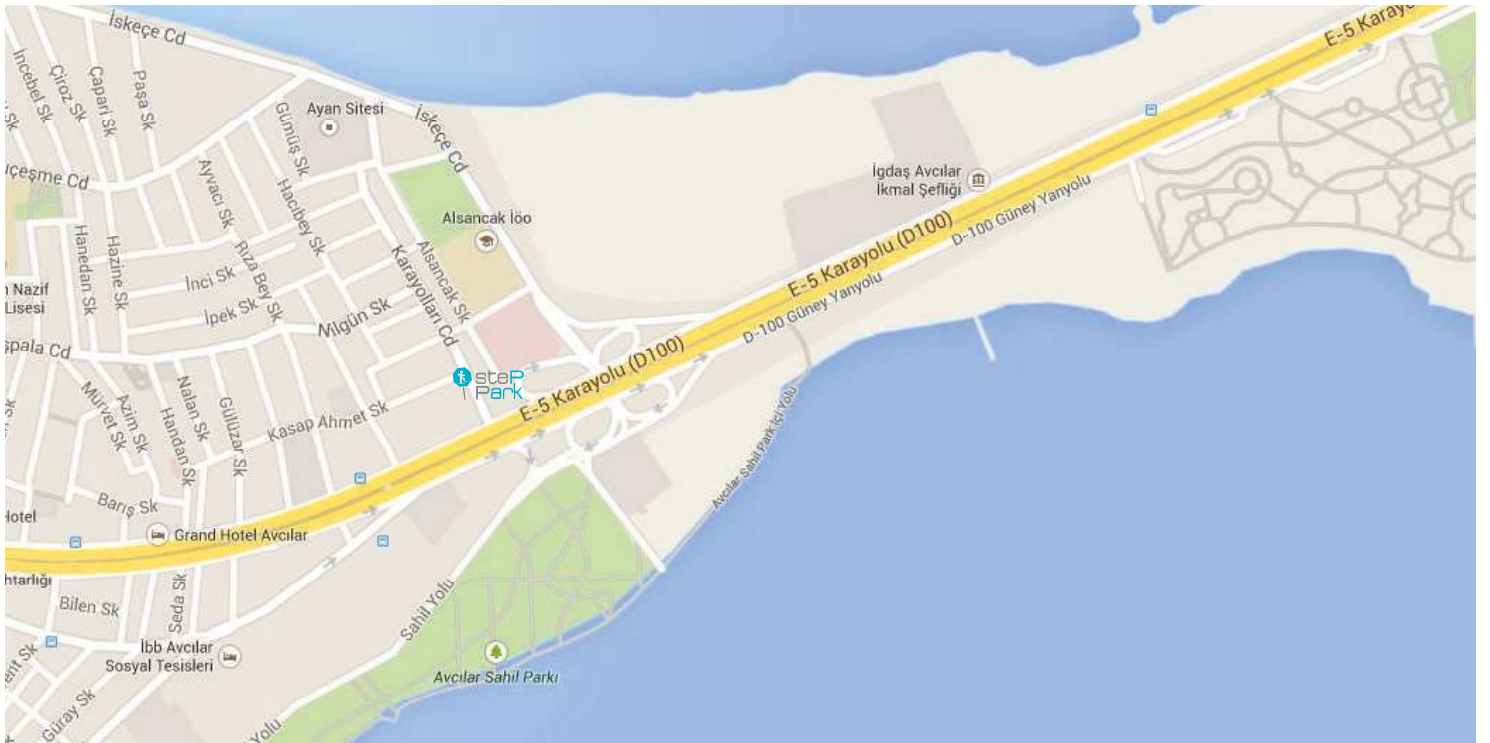
Depar Yapı çocuk oyun parkı, park oyun grubu, çocuk oyun grupları, park spor aletleri, dış mekan fitness aletleri, iç mekan çocuk kondisyon ekipmanları, spor parkı, açık alan

Yeni Ürünlerimiz



Haberler & Son Projeler

02.05.2014 Ashkabat /
Türkmenistan
Çocuk oyun parkları salıncak
tahterevalli ve Park spor
aletleri ihracatı.





Depar Yapı İnş.San. ve Tic.Ltd.Şti.
Gümüşpala Mah.Alsancak Sok.Gündüzler Plaza No:4 K:3 Avclar / İstanbul
Tel: 0212 676 54 54 Fax: 0212 676 44 54
www.steppark.com info@depargrup.com

Metal Üretim / Metal Production



Ahşap Üretim / Wooden Production



Plastik Üretim / Plastic Production





2013 İSTANBUL DELTA HOLDİNG
SULTAN MEKANI PROJESİ

İçindekiler / Index



Metal Oyun Parkları
Metal Playground 7-61



Ahşap Oyun Parkları
Wooden Playground 62-87



Aksesuarlar
Accessories 88-103



Spor Aletleri
Fitness Equipments 104-134



Kent Mobilyaları
Urban Furnitures 135-170



Spor Ekipmaları
Sports Equipments 171-175



Çöp Kovaları
Dustbin 176-180



Kauçuk Zemin
Rubber Floor 181



Metal Oyun Parkları

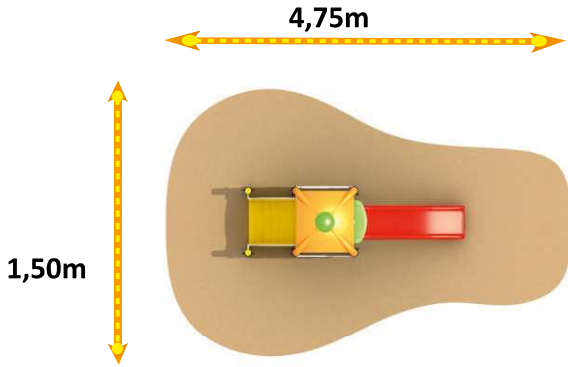


Klasik Serisi / Classic Series






Klasik Serisi / Classic Series



Model
KL 1A



Ölçüler / Dimensions

Kurulum Alanı / Construction Area : 4.75 x 1.50 m

Güvenli Alan / Safety Area : 6.75 x 3.50 m

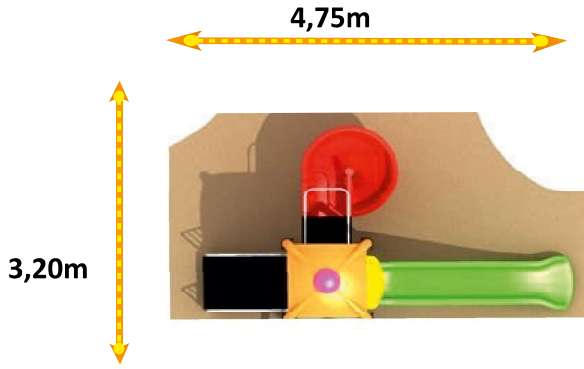
Yükseklik / Height : 1.50 m

İşlevsellik / Functionality





Klasik Serisi / Classic Series

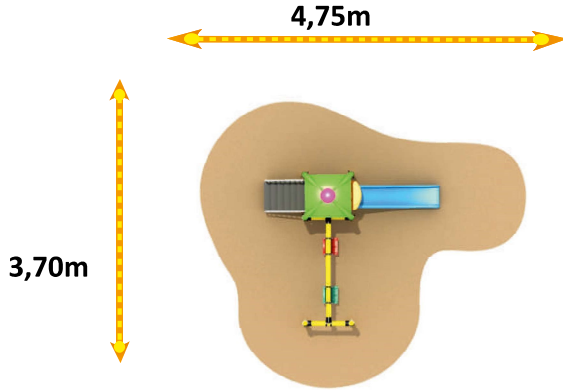


Model
KL 1B





Klasik Serisi / Classic Series



Model
KL 1C



Ölçüler / Dimensions

Kurulum Alanı / Construction Area : 4.75 x 3.70 m

Güvenli Alan / Safety Area : 6.75 x 5.70 m

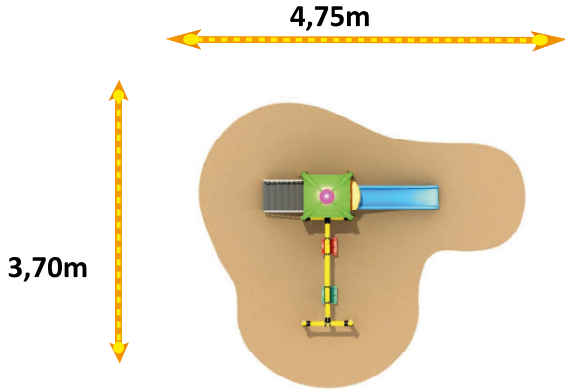
Yükseklik / Height : 1.50 m

İşlevsellik / Functionality





Klasik Serisi / Classic Series

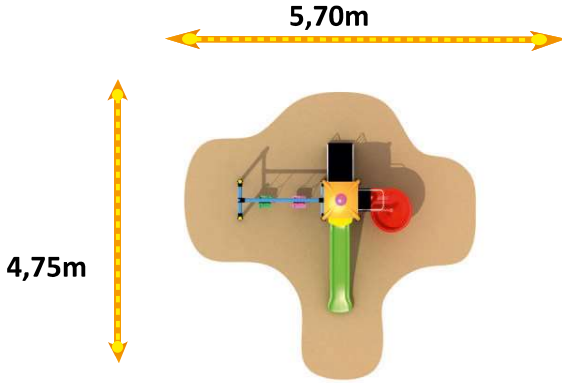


Model
KL 1D





Klasik Serisi / Classic Series



Model
KL 1E



Ölçüler / Dimensions

Kurulum Alanı / Construction Area : 5.70 x 4.75 m

Güvenli Alan / Safety Area : 7.70 x 6.75 m

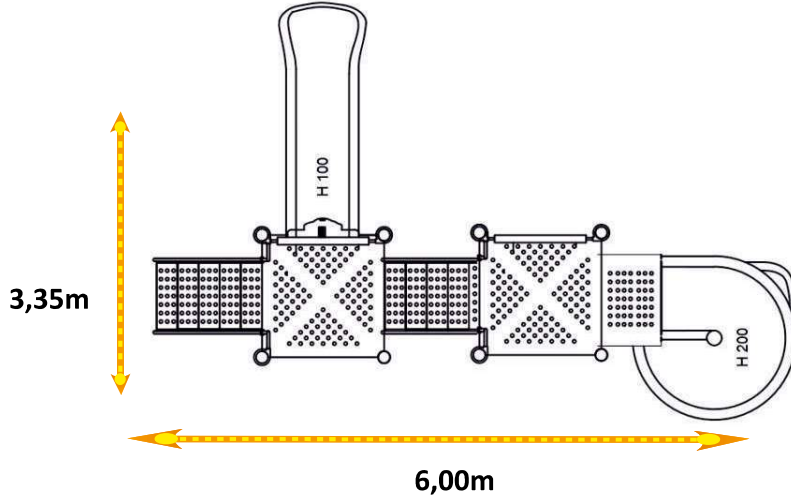
Yükseklik / Height : 1.50 m

İşlevsellik / Functionality





Klasik Serisi / Classic Series



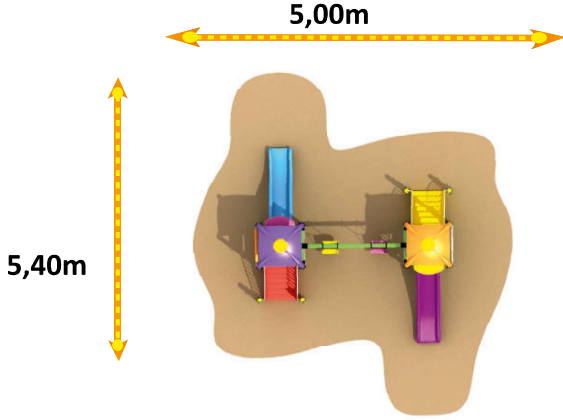
Model
KL 2A





Klasik Serisi / Classic Series

Model
KL 2B



Ölçüler / Dimensions

Kurulum Alanı / Construction Area : 5.00 x 5.40 m

Güvenli Alan / Safety Area : 7.00 x 7.40 m

Yükseklik / Height : 1.00 m

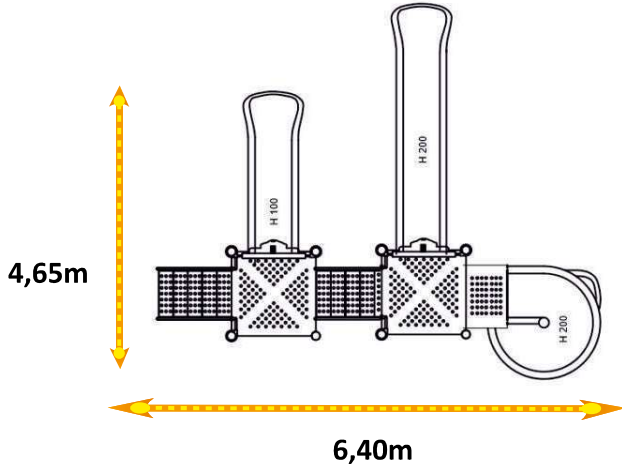
İşlevsellik / Functionality





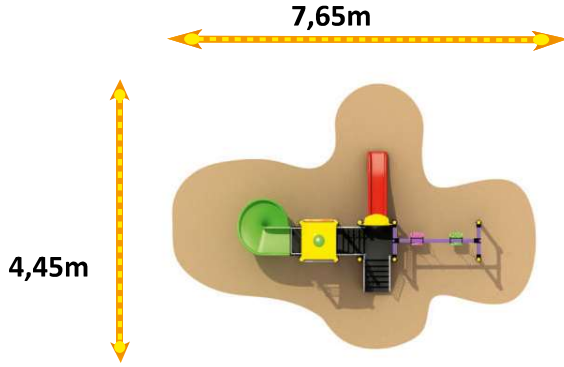
Klasik Serisi / Classic Series

Model
KL 2C





Klasik Serisi / Classic Series



Model
KL 2D



Ölçüler / Dimensions

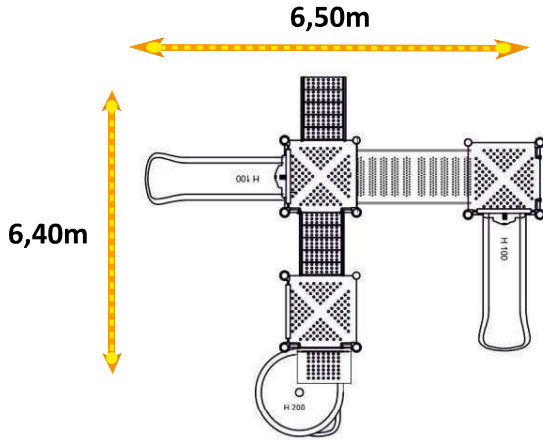
Kurulum Alanı / Construction Area : 7.65 x 4.45 m
Güvenli Alan / Safety Area : 9.65 x 6.45 m
Yükseklik / Height : 1.00 m - 2.00 m

İşlevsellik / Functionality





Klasik Serisi / Classic Series

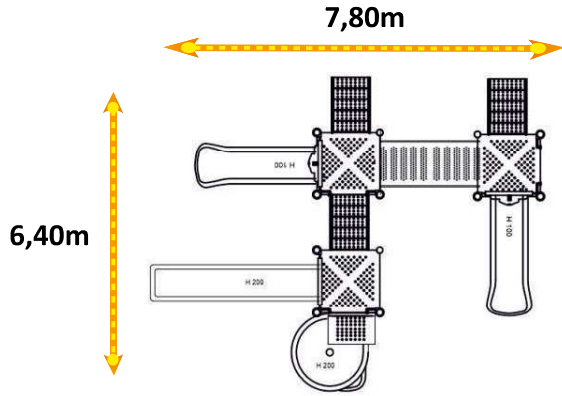


Model
KL 3A





Klasik Serisi / Classic Series



Model
KL 3B



Ölçüler / Dimensions

Kurulum Alanı / Construction Area : 6.40 x 7.80 m

Güvenli Alan / Safety Area : 8.40 x 9.80 m

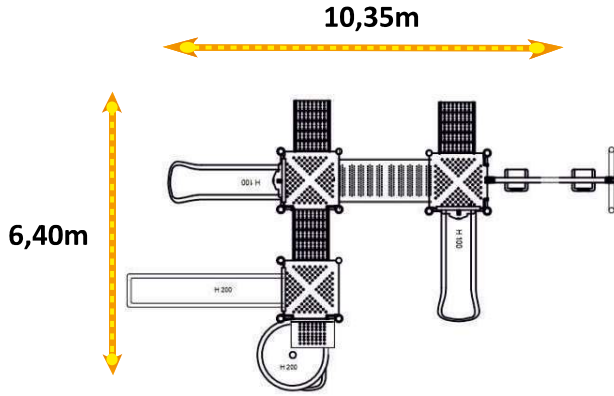
Yükseklik / Height : 1.00 m - 2.00 m

İşlevsellik / Functionality





Klasik Serisi / Classic Series



Model
KL 3C



İşlevsellik / Functionality



Ölçüler / Dimensions

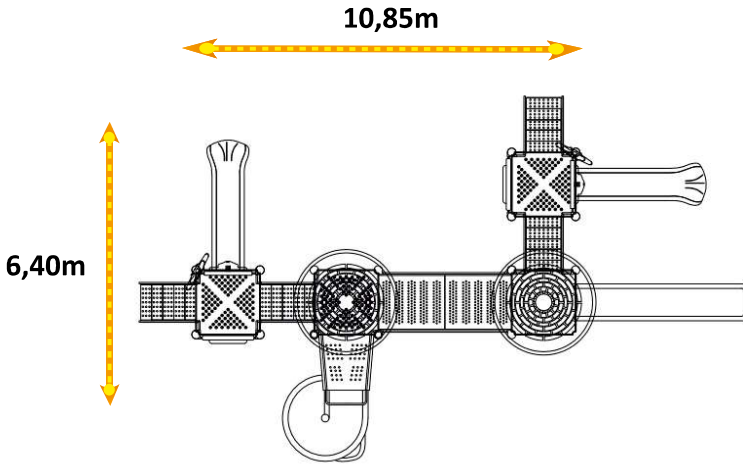
Kurulum Alanı / Construction Area : 6.40 x 10.35 m

Güvenli Alan / Safety Area : 8.40 x 12.35 m

Yükseklik / Height : 1.00 m - 2.00 m



Klasik Serisi / Classic Series



Model
KL 4A



Ölçüler / Dimensions

Kurulum Alanı / Construction Area : 10.85 x 6.40 m

Güvenli Alan / Safety Area : 12.85 x 8.40 m

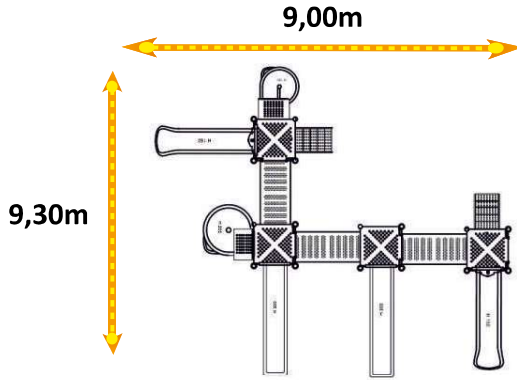
Yükseklik / Height : 1.00 m - 2.00 m

İşlevsellik / Functionality





Klasik Serisi / Classic Series

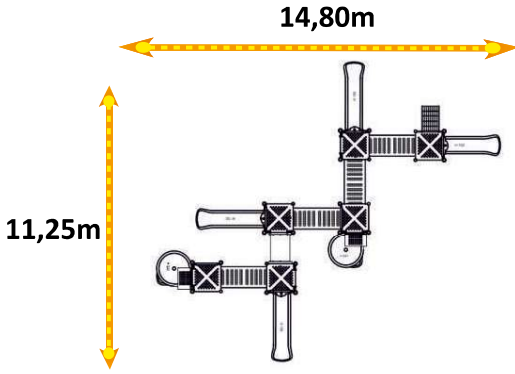


Model
KL 4B





Klasik Serisi / Classic Series



Model
KL 6A



Ölçüler / Dimensions

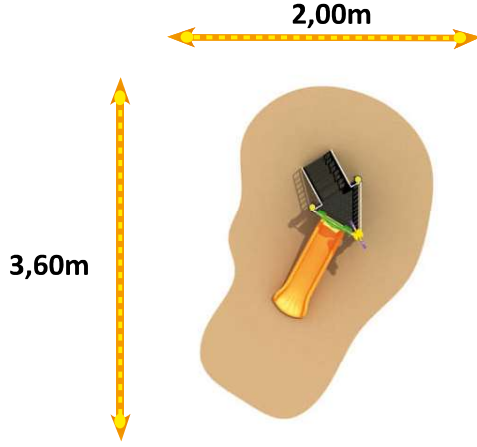
Kurulum Alanı / Construction Area : 11.25 x 14.80 m
Güvenli Alan / Safety Area : 13.25 x 16.80 m
Yükseklik / Height : 1.00 m - 1.50 m - 2.00 m

İşlevsellik / Functionality





Irmak Serisi / River Series

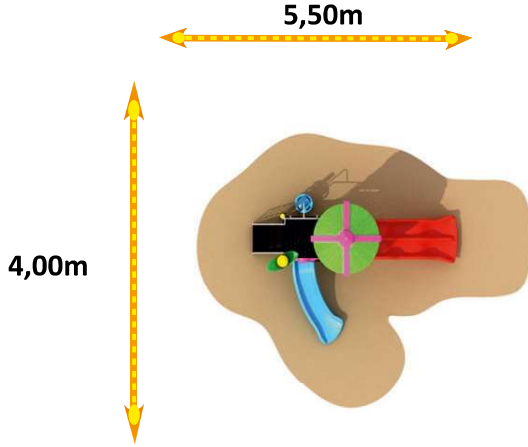


Model
IR 1A





Irmak Serisi / River Series



Model
IR 2A



Ölçüler / Dimensions

Kurulum Alanı / Construction Area : 4.00 x 5.50 m

Güvenli Alan / Safety Area : 6.00 x 7.50 m

Yükseklik / Height : 1.00 m - 1.50 m


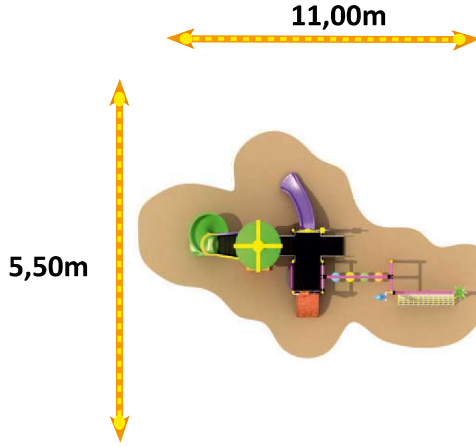
İşlevsellik / Functionality





Irmak Serisi / River Series

Model
IR 3A



İşlevsellik / Functionality

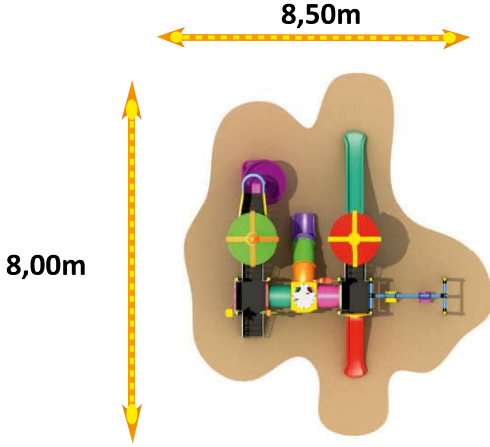


Ölçüler / Dimensions

Kurulum Alanı / Construction Area : 5.50 x 11.00 m
Güvenli Alan / Safety Area : 7.50 x 13.00 m
Yükseklik / Height : 1.00 m - 2.00 m



Irmak Serisi / River Series



Model
IR 4A



Ölçüler / Dimensions

Kurulum Alanı / Construction Area : 8.50 x 8.00 m

Güvenli Alan / Safety Area : 10.50 x 10.00 m

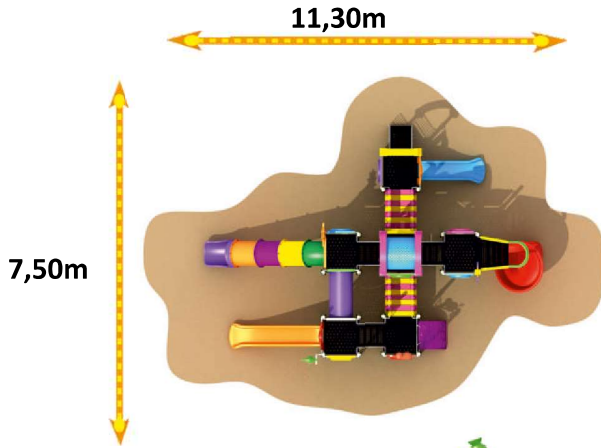
Yükseklik / Height : 1.00 m - 2.00 m

İşlevsellik / Functionality





Irmak Serisi / River Series



Model
IR 5A



İşlevsellik / Functionality



Ölçüler / Dimensions

Kurulum Alanı / Construction Area : 7.50 x 11.30 m

Güvenli Alan / Safety Area : 9.50 x 13.30 m

Yükseklik / Height : 1.00 m - 2.00 m - 3.80 m

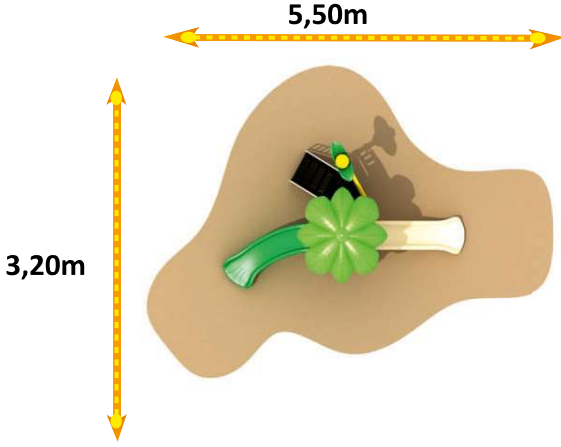
Orman Serisi / Jungle Series





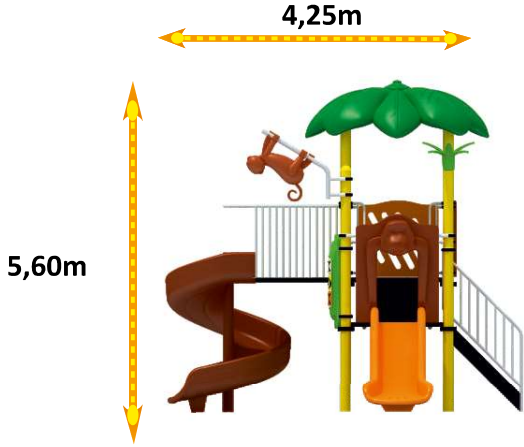
Orman Serisi / Jungle Series

Model
OR 1A





Orman Serisi / Jungle Series



Model
OR 2A



Ölçüler / Dimensions

Kurulum Alanı / Construction Area : 4.25 x 5.60 m
Güvenli Alan / Safety Area : 6.25 x 7.60 m
Yükseklik / Height : 1.00 m - 2.00 m

İşlevsellik / Functionality





Orman Serisi / Jungle Series

Model
OR 3A



İşlevsellik / Functionality



Ölçüler / Dimensions

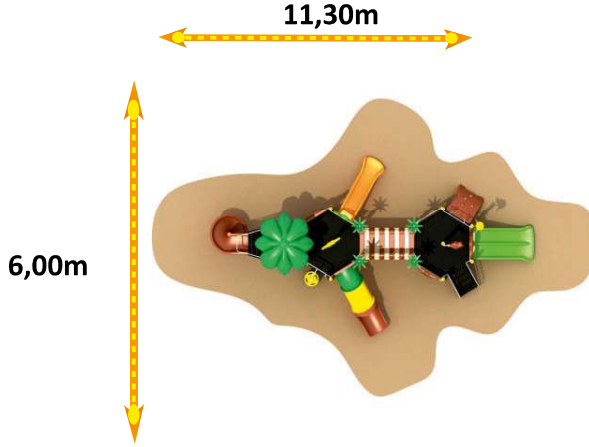
Kurulum Alanı / Construction Area : 8.60 x 4.70 m

Güvenli Alan / Safety Area : 10.60 x 6.70 m

Yükseklik / Height : 1.00 m - 1.50 m



Orman Serisi / Jungle Series



Model
OR 3B



Ölçüler / Dimensions

Kurulum Alanı / Construction Area : 6.00 x 11.30 m

Güvenli Alan / Safety Area : 6.00 x 11.30 m

Yükseklik / Height : 1.00 m - 2.00 m

İşlevsellik / Functionality

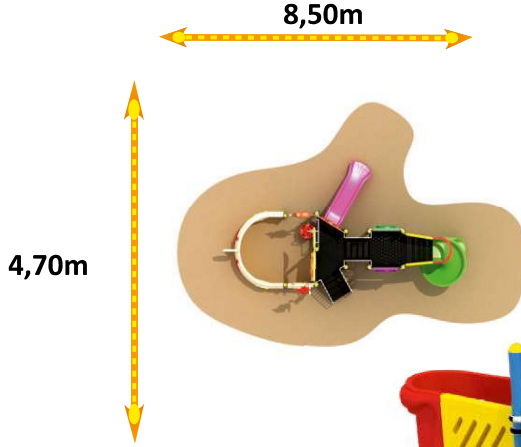


Gemi Serisi / Ship Series





Gemi Serisi / Ship Series



Model
GM 1



Ölçüler / Dimensions

Kurulum Alanı / Construction Area : 8.50 x 4.70 m

Güvenli Alan / Safety Area : 10.50 x 6.70 m

Yükseklik / Height : 1.00 m - 2.00 m

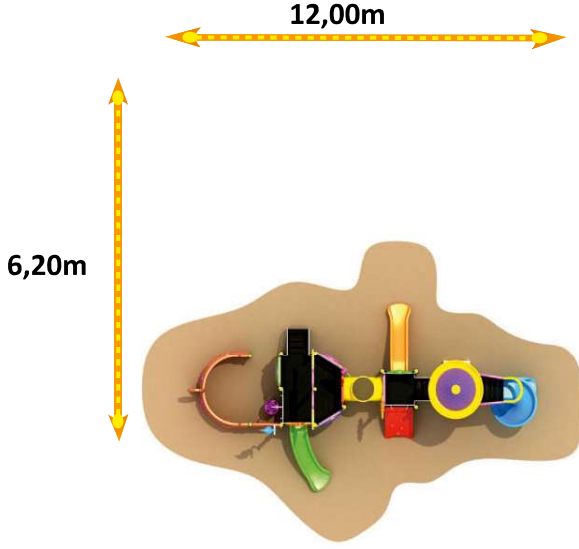
İşlevsellik / Functionality





Gemi Serisi / Ship Series

Model
GM 2



İşlevsellik / Functionality



Ölçüler / Dimensions

Kurulum Alanı / Construction Area : 12.00 x 6.20 m

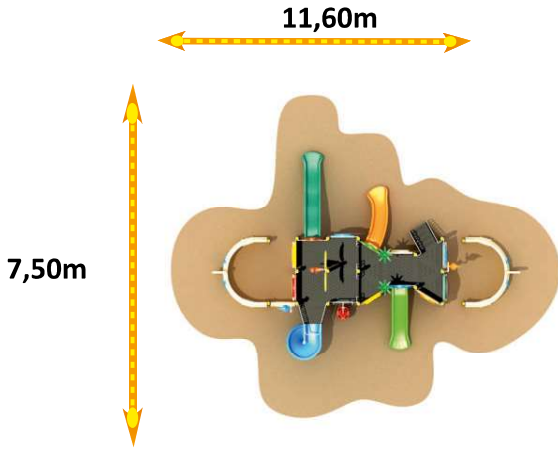
Güvenli Alan / Safety Area : 14.00 x 8.40 m

Yükseklik / Height : 1.00 m - 2.00 m



Gemi Serisi / Ship Series

Model
GM 3



Ölçüler / Dimensions

Kurulum Alanı / Construction Area : 11.60 x 7.50 m

Güvenli Alan / Safety Area : 13.60 x 7.50 m

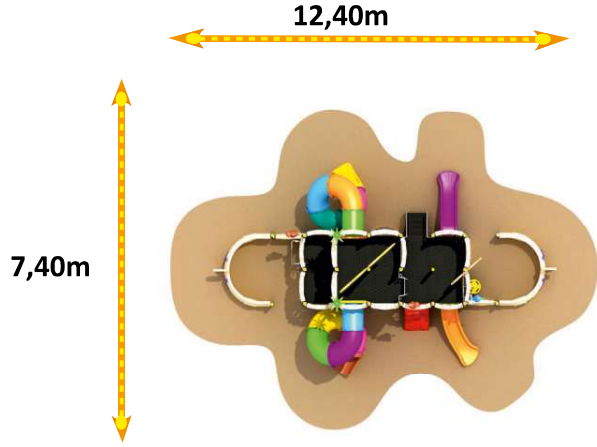
Yükseklik / Height : 1.00 m - 2.00 m

İşlevsellik / Functionality





Gemi Serisi / Ship Series



Model
GM 4



İşlevsellik / Functionality



Ölçüler / Dimensions

Kurulum Alanı / Construction Area : 12.40 x 7.40 m

Güvenli Alan / Safety Area : 14.40 x 9.40 m

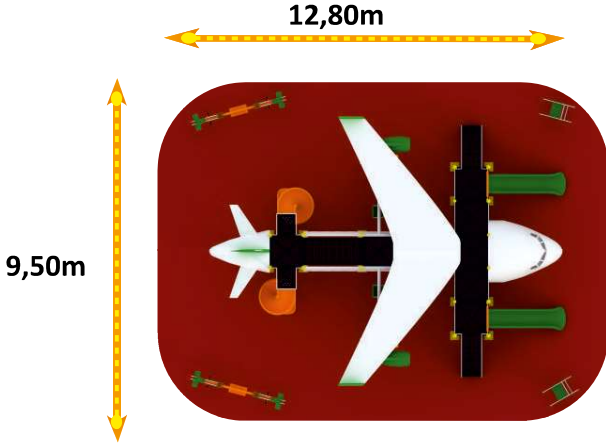
Yükseklik / Height : 1.00 m - 2.80 m

Uçak Serisi / Plane Series





Uçak Serisi / Plane Series



Model
UC 1






Uçak Serisi / Plane Series


Model

UCZ 1



Model

UCT 1



Ölçüler / Dimensions

Model UCZ 1

Kurulum Alanı / Construction Area : 3.00 x 0.60 m

Güvenli Alan / Safety Area : 5.00 x 2.60 m

Model UCT 2

Kurulum Alanı / Construction Area : 3.00 x 0.80 m

Güvenli Alan / Safety Area : 5.00 x 2.80 m

İşlevsellik / Functionality



Uzay Serisi / Space Series





Uzay Serisi / Space Series

Model
UZ 1



Ölçüler / Dimensions

Kurulum Alanı / Construction Area : 6.80 x 4.00 m

Güvenli Alan / Safety Area : 8.80 x 6.00 m

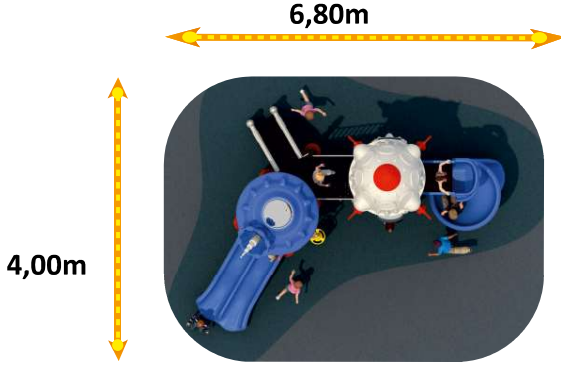
Yükseklik / Height : 1.50 m

İşlevsellik / Functionality





Uzay Serisi / Space Series



Model
UZ 2




Kraliçe Serisi / Queen Series





Kraliçe Serisi / Queen Series


Model
KR 1A





Kraliçe Serisi / Queen Series

Model
KR 1B



Ölçüler / Dimensions

Kurulum Alanı / Construction Area : 3.65 x 4.75 m

Güvenli Alan / Safety Area : 5.65 x 6.75 m

Yükseklik / Height : 1.50 m


İşlevsellik / Functionality





Kraliçe Serisi / Queen Series


Model
KR 2A





Kraliçe Serisi / Queen Series

Model
KR 2B



Ölçüler / Dimensions

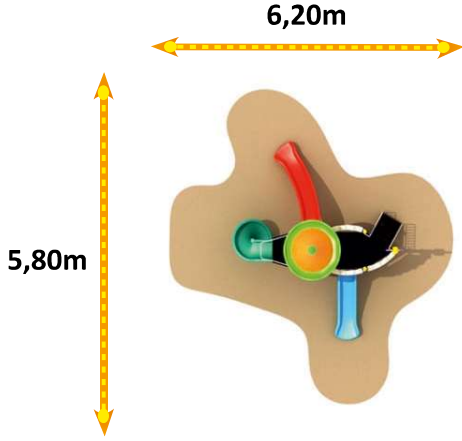
Kurulum Alanı / Construction Area : 3.35 x 8.00 m
Güvenli Alan / Safety Area : 5.35 x 10.00 m
Yükseklik / Height : 1.00 m - 2.00 m

İşlevsellik / Functionality





Kraliçe Serisi / Queen Series



Model
KR 2C



İşlevsellik / Functionality



Ölçüler / Dimensions

Kurulum Alanı / Construction Area : 5.80 x 6.20 m

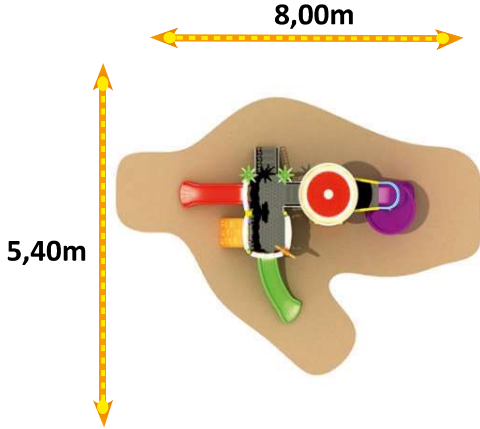
Güvenli Alan / Safety Area : 7.80 x 8.20 m

Yükseklik / Height : 1.00 m - 1.50 m



Kraliçe Serisi / Queen Series

Model
KR 3A



Ölçüler / Dimensions

Kurulum Alanı / Construction Area : 8.00 x 5.40 m

Güvenli Alan / Safety Area : 9.50 x 7.40 m

Yükseklik / Height : 1.00 m - 2.00 m

İşlevsellik / Functionality





Kraliçe Serisi / Queen Series

Model
KR 3B



İşlevsellik / Functionality



Ölçüler / Dimensions

Kurulum Alanı / Construction Area : 10.00 x 3.15 m


Güvenli Alan / Safety Area : 12.00 x 5.20 m

Yükseklik / Height : 1.00 m - 2.00 m



Kraliçe Serisi / Queen Series

Model
KR 3C



Ölçüler / Dimensions

Kurulum Alanı / Construction Area : 7.60 x 7.40 m
Güvenli Alan / Safety Area : 9.60 x 9.40 m
Yükseklik / Height : 1.00 m - 2.00 m

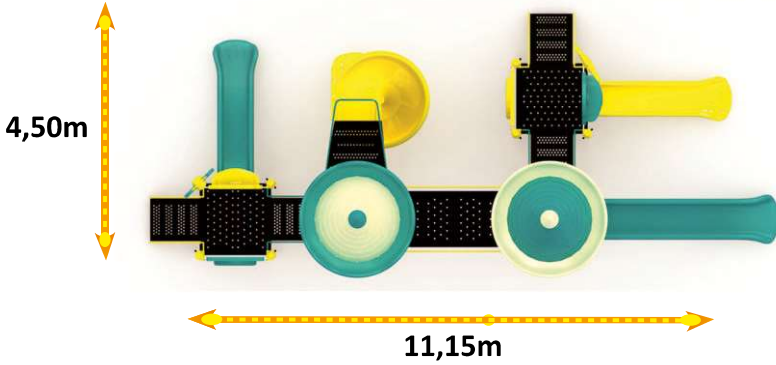
İşlevsellik / Functionality





Kraliçe Serisi / Queen Series


Model
KR 4A





Kraliçe Serisi / Queen Series

Model
KR 4B



Ölçüler / Dimensions

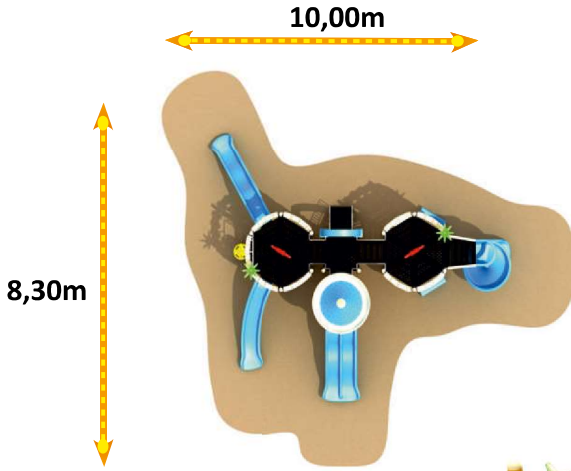
Kurulum Alanı / Construction Area : 6.50 x 9.75 m
Güvenli Alan / Safety Area : 8.50 x 11.75 m
Yükseklik / Height : 1.00 m - 1.50 m - 2.00 m

İşlevsellik / Functionality





Kraliçe Serisi / Queen Series




Model
KR 4C





Kraliçe Serisi / Queen Series

Model
KR 5A



Ölçüler / Dimensions

Kurulum Alanı / Construction Area : 9.00 x 12.50 m

Güvenli Alan / Safety Area : 11.00 x 14.50 m

Yükseklik / Height : 1.00 m - 2.00 m

İşlevsellik / Functionality

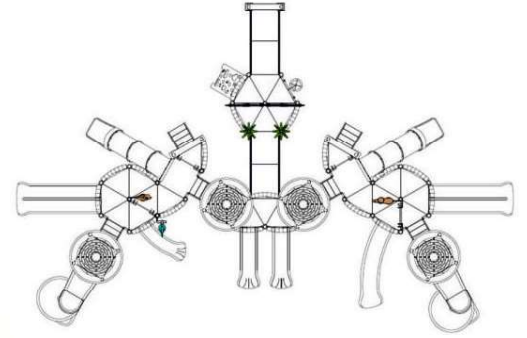
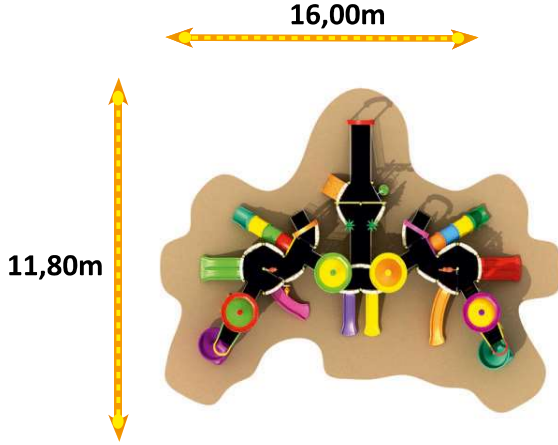




Kraliçe Serisi / Queen Series

Model

KR 8A



İşlevsellik / Functionality



Ölçüler / Dimensions

Kurulum Alanı / Construction Area : 11.80 x 16.00 m

Güvenli Alan / Safety Area : 13.80 x 18.00 m

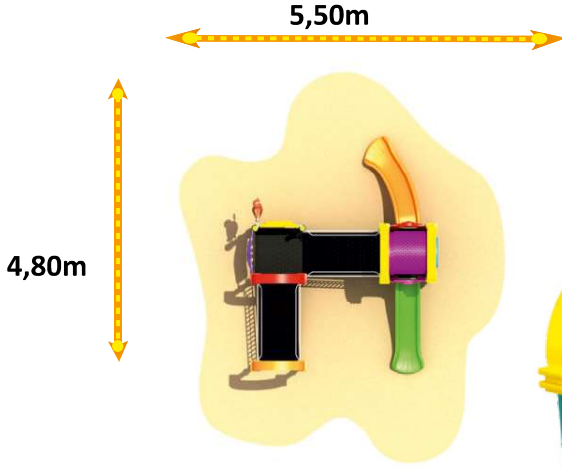
Yükseklik / Height : 1.00 m - 2.00 m

Engelsiz Serisi / Unhindered Series






Engelsiz Serisi / Unhindered Series



Model
EN 1A



İşlevsellik / Functionality

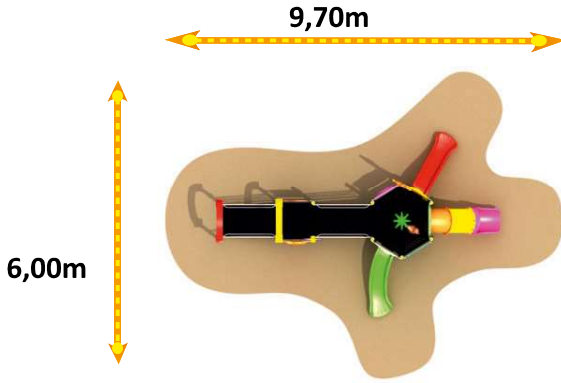


Ölçüler / Dimensions

Kurulum Alanı / Construction Area : 5.50 x 4.80 m
Güvenli Alan / Safety Area : 7.50 x 6.80 m
Yükseklik / Height : 1.00 m



Engelsiz Serisi / Unhindered Series



Model
EN 2A



Ölçüler / Dimensions

Kurulum Alanı / Construction Area : 9.70 x 6.00 m

Güvenli Alan / Safety Area : 11.70 x 8.00 m

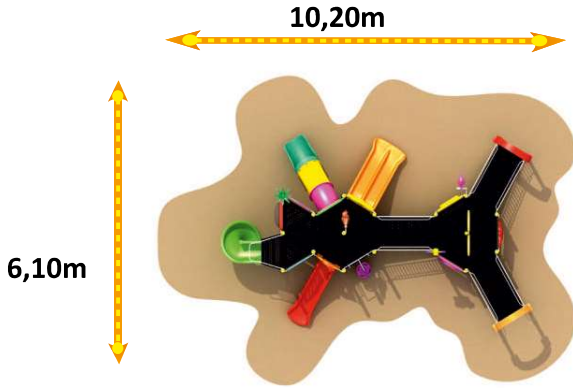
Yükseklik / Height : 1.00 m

İşlevsellik / Functionality





Engelsiz Serisi / Unhindered Series



Model
EN 3A



İşlevsellik / Functionality



Ölçüler / Dimensions

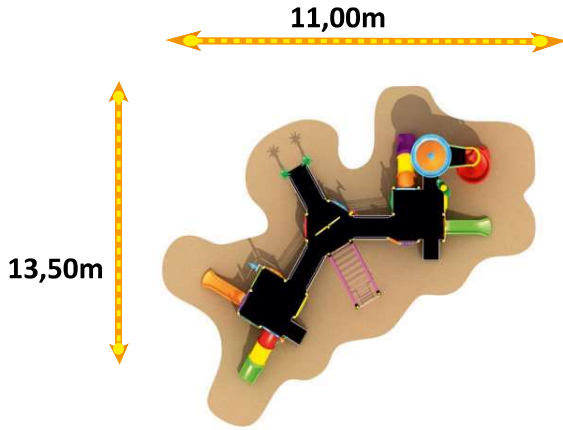
Kurulum Alanı / Construction Area : 10.20 x 6.10 m

Güvenli Alan / Safety Area : 12.20 x 8.10 m

Yükseklik / Height : 1.00 m - 1.50 m



Engelsiz Serisi / Unhindered Series



Model
EN 4A




Ölçüler / Dimensions

Kurulum Alanı / Construction Area : 11.00 x 13.50 m

Güvenli Alan / Safety Area : 13.70 x 15.50 m

Yükseklik / Height : 1.00 m - 2.00 m

İşlevsellik / Functionality



Ahşap Oyun Parkları Wooden Playgrounds

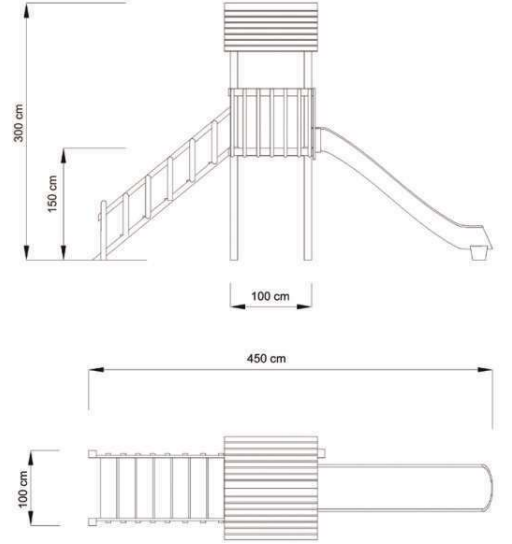






Ahşap Serisi / Wooden Series

Model
AH 1A



İşlevsellik / Functionality



Ölçüler / Dimensions

Kurulum Alanı / Construction Area : 5.00 x 1.00 m

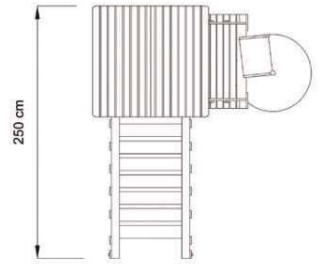
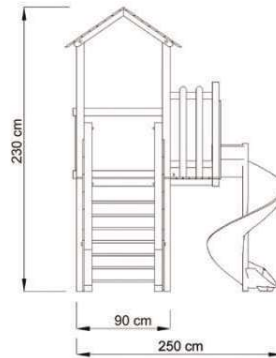
Güvenli Alan / Safety Area : 7.00 x 3.00 m

Yükseklik / Height : 1.50 m



Ahşap Serisi / Wooden Series

Model
AH 1B



Ölçüler / Dimensions

Kurulum Alanı / Construction Area : 2.50 x 2.50 m

Güvenli Alan / Safety Area : 4.50 x 4.50 m

Yükseklik / Height : 1.50 m

İşlevsellik / Functionality

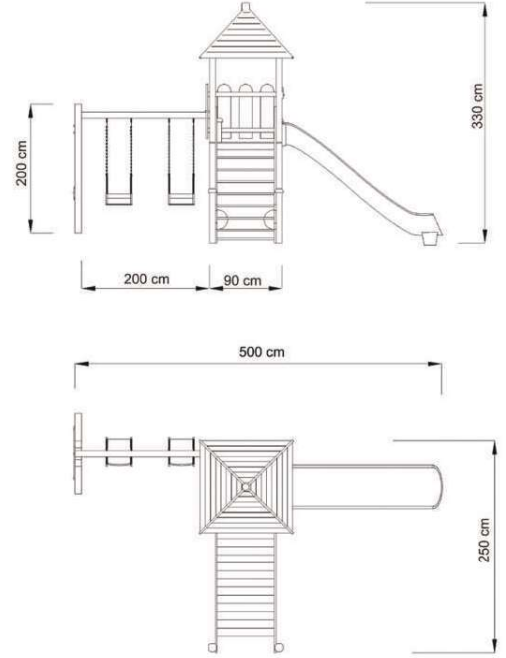




Ahşap Serisi / Wooden Series



Model
AH 1C



İşlevsellik / Functionality



Ölçüler / Dimensions

Kurulum Alanı / Construction Area : 6.00 x 2.50 m

Güvenli Alan / Safety Area : 8.00 x 4.50 m

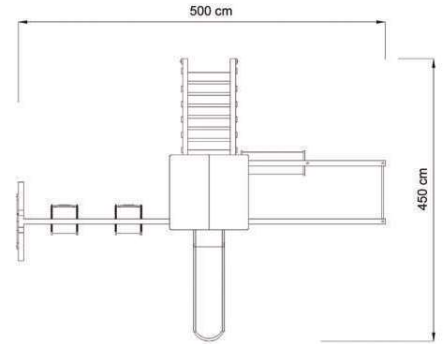
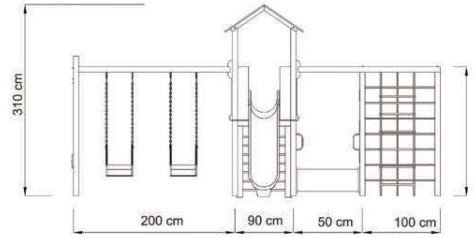
Yükseklik / Height : 1.50 m



Ahşap Serisi / Wooden Series



Model
AH 1D



Ölçüler / Dimensions

Kurulum Alanı / Construction Area : 3.00 x 5.50 m

Güvenli Alan / Safety Area : 5.00 x 7.50 m

Yükseklik / Height : 1.50 m

İşlevsellik / Functionality





Ahşap Serisi / Wooden Series

Model

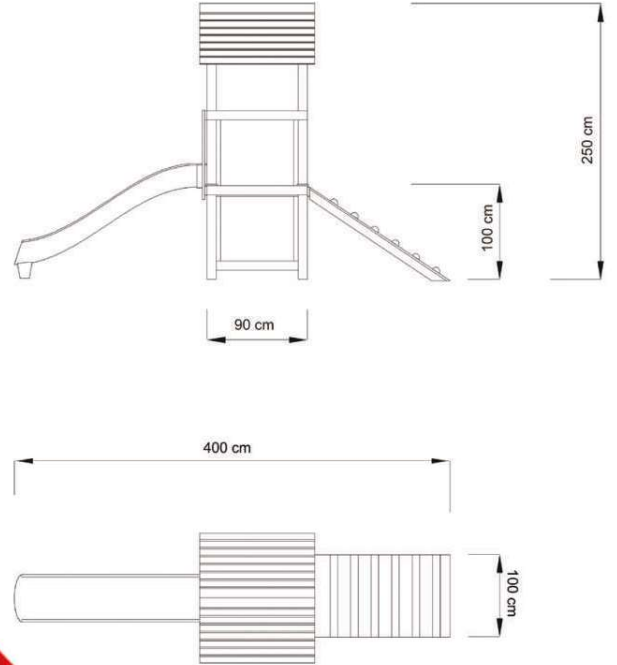
AH 1E





Ahşap Serisi / Wooden Series

Model
AH 1F



Ölçüler / Dimensions

Kurulum Alanı / Construction Area : 5.00 x 1.00 m
Güvenli Alan / Safety Area : 7.00 x 3.00 m
Yükseklik / Height : 1.00 m

İşlevsellik / Functionality

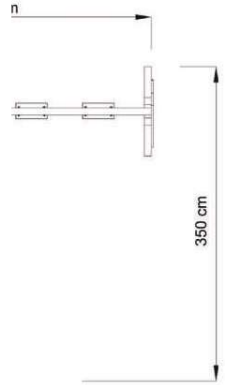
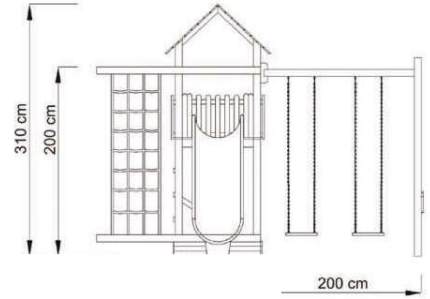




Ahşap Serisi / Wooden Series



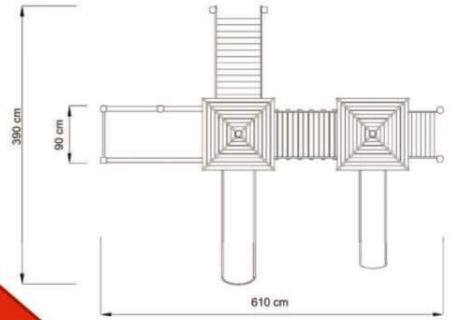
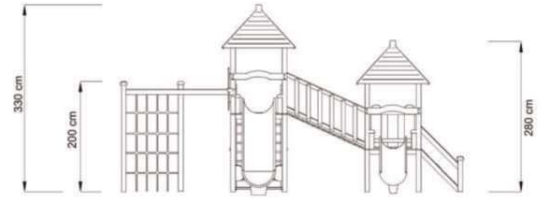
Model
AH 1G





Ahşap Serisi / Wooden Series

Model
AH 2A



Ölçüler / Dimensions

Kurulum Alanı / Construction Area : 6.00 x 4.00 m

Güvenli Alan / Safety Area : 8.00 x 6.00 m

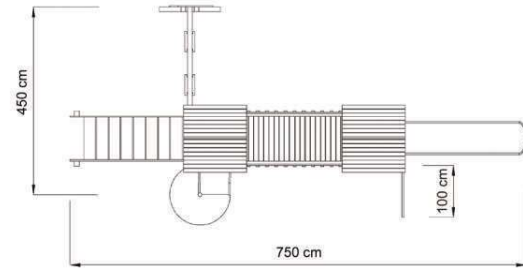
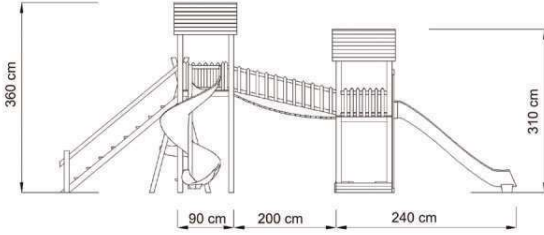
Yükseklik / Height : 1.00 m - 1.50 m

İşlevsellik / Functionality





Ahşap Serisi / Wooden Series



Model
AH 2B

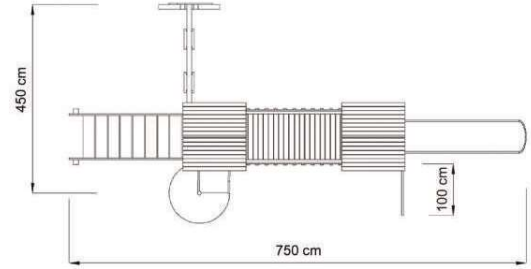




Ahşap Serisi / Wooden Series

Model

AH 02C



Ölçüler / Dimensions

Kurulum Alanı / Construction Area : 6.00 x 4.00 m

Güvenli Alan / Safety Area : 8.00 x 6.00 m

Yükseklik / Height : 1.50 m - 1.50 m

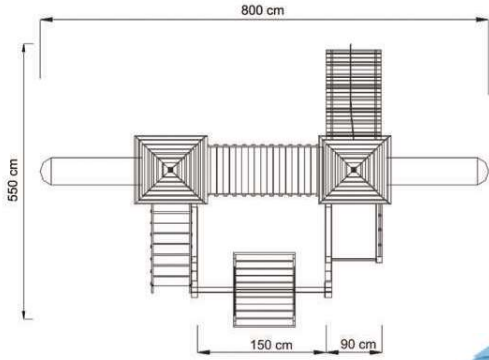
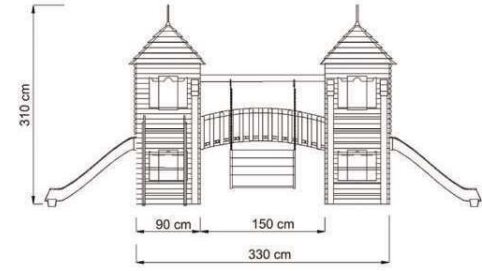
İşlevsellik / Functionality





Ahşap Serisi / Wooden Series

Model
AH 2D



İşlevsellik / Functionality



Ölçüler / Dimensions

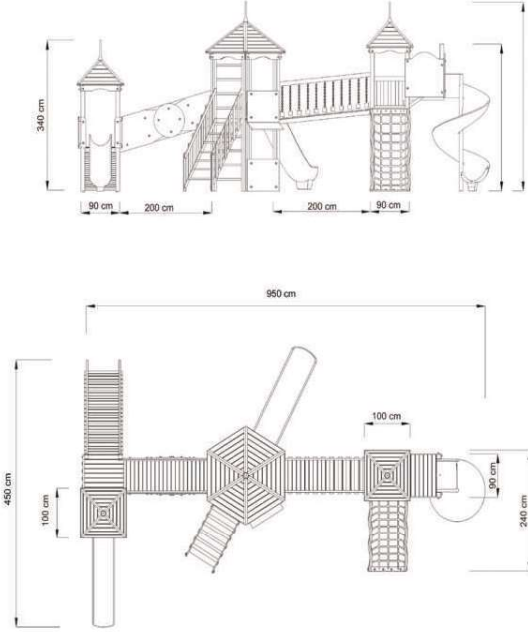
Kurulum Alanı / Construction Area : 8.00 x 5.50 m

Güvenli Alan / Safety Area : 10.00 x 7.50 m

Yükseklik / Height : 1.50 m



Ahşap Serisi / Wooden Series



Model
AH 3A



Ölçüler / Dimensions

Kurulum Alanı / Construction Area : 9.50 x 4.50 m
Güvenli Alan / Safety Area : 11.50 x 6.50 m
Yükseklik / Height : 1.00 m - 1.50 m

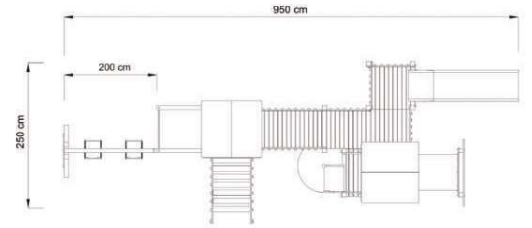
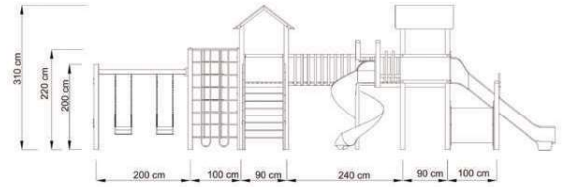
İşlevsellik / Functionality






Ahşap Serisi / Wooden Series

Model
AH 3B



İşlevsellik / Functionality

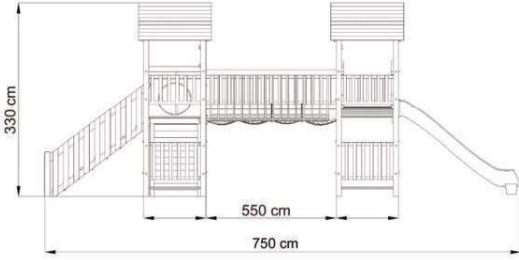


Ölçüler / Dimensions

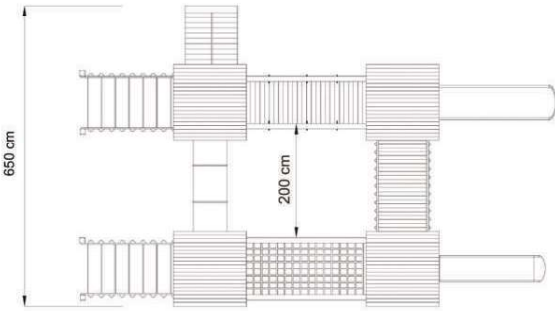
Kurulum Alanı / Construction Area : 11.00 x 2.50 m
Güvenli Alan / Safety Area : 13.00 x 4.50 m
Yükseklik / Height : 1.50 m



Ahşap Serisi / Wooden Series



Model
AH 4A



Ölçüler / Dimensions

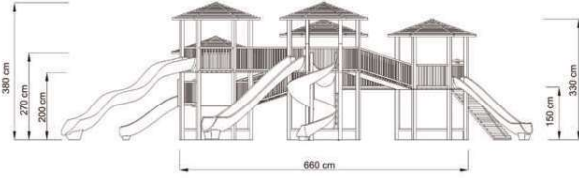
Kurulum Alanı / Construction Area : 7.50 x 6.50 m
Güvenli Alan / Safety Area : 9.50 x 8.50 m
Yükseklik / Height : 1.50 m

İşlevsellik / Functionality

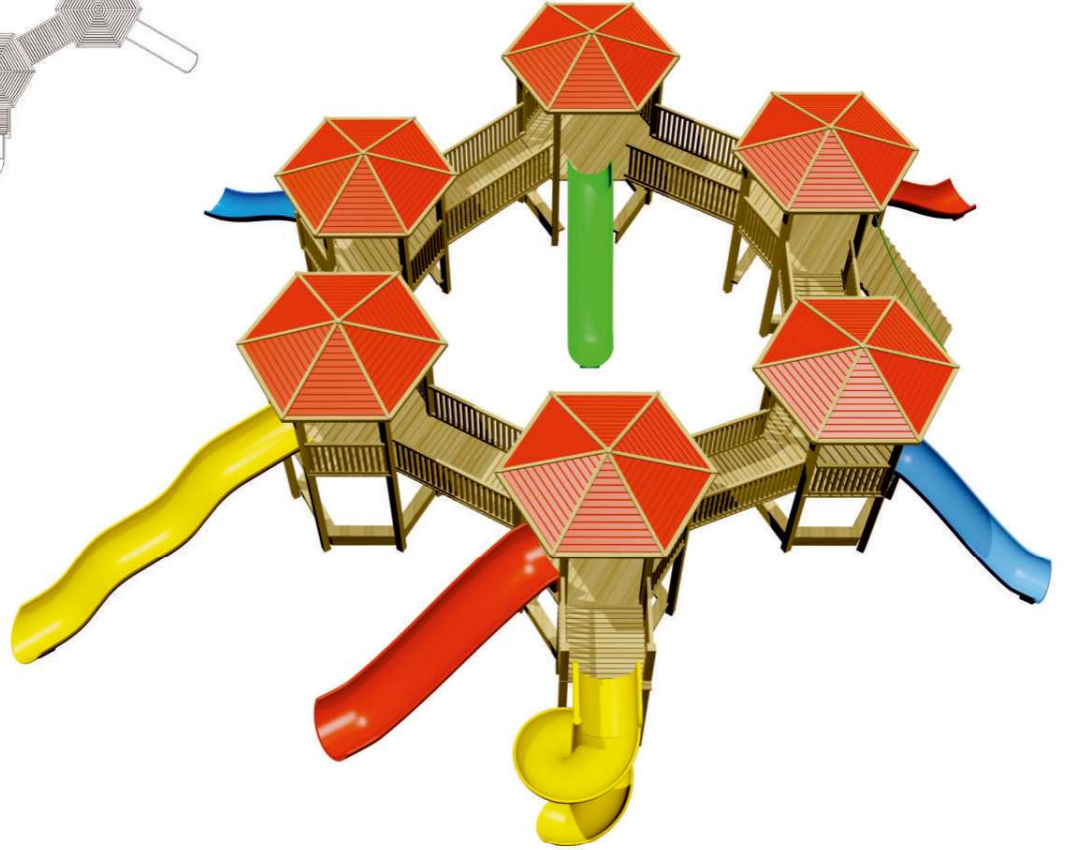
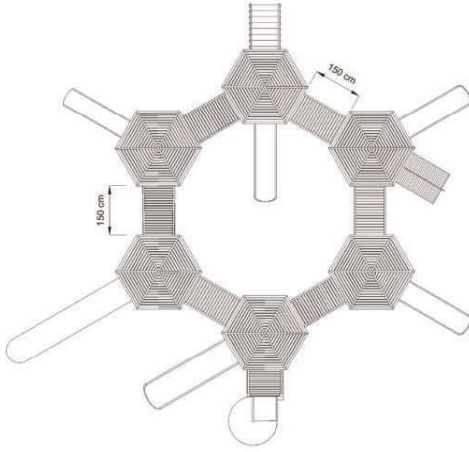




Ahşap Serisi / Wooden Series



Model
AH 6A



İşlevsellik / Functionality



Ölçüler / Dimensions

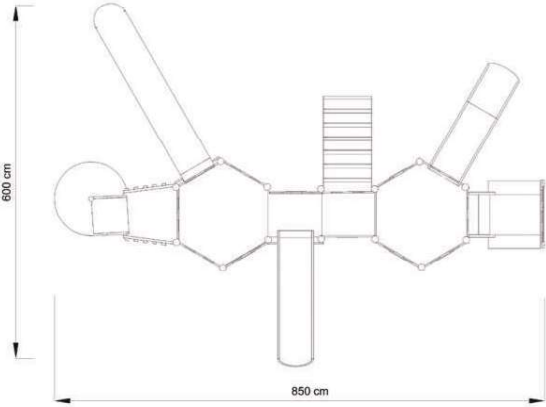
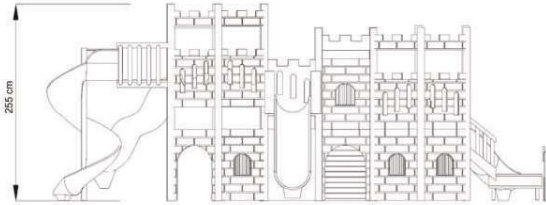
Kurulum Alanı / Construction Area : 11.00 x 2.50 m

Güvenli Alan / Safety Area : 13.00 x 4.50 m


Yükseklik / Height : 1.50 m



Ahşap Serisi / Wooden Series



Model
AHKL 1



Ölçüler / Dimensions

Kurulum Alanı / Construction Area : 8.50 x 6.00 m

Güvenli Alan / Safety Area : 9.50 x 8.00 m

Yükseklik / Height : 1.00 m - 2.00 m

İşlevsellik / Functionality

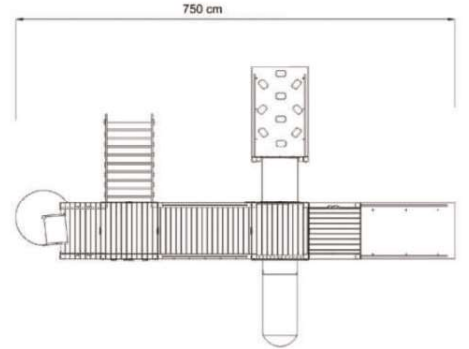
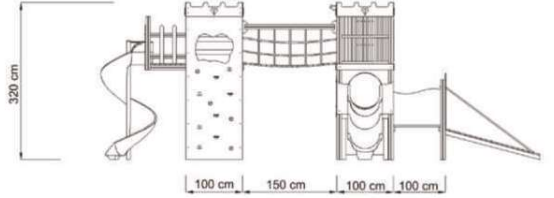




Ahşap Serisi / Wooden Series



Model
AHKL 2

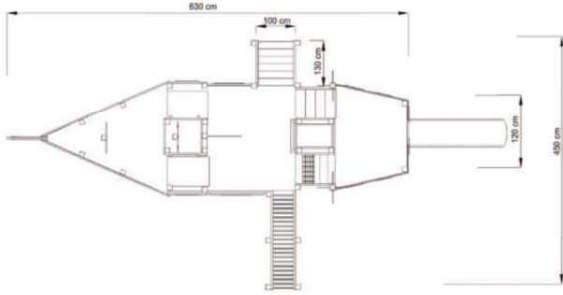
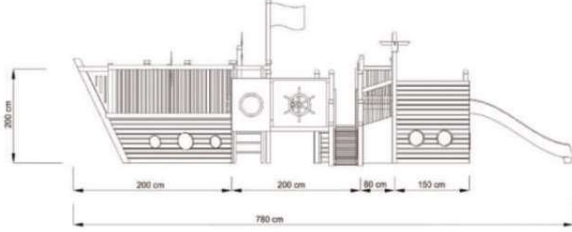




Ahşap Serisi / Wooden Series

Model

AHGM 1



Ölçüler / Dimensions

Kurulum Alanı / Construction Area : 10.00 x 4.50 m

Güvenli Alan / Safety Area : 12.00 x 6.50 m

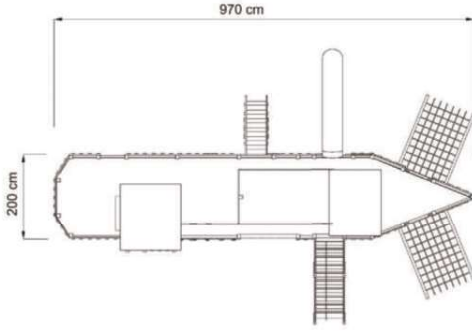
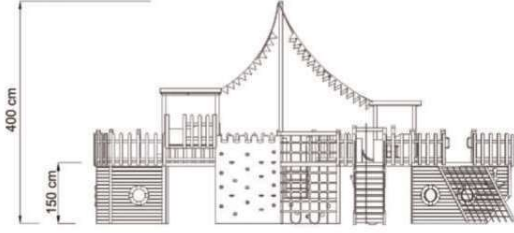
Yükseklik / Height : 1.50 m

İşlevsellik / Functionality





Ahşap Serisi / Wooden Series



Model
AHGM 2



İşlevsellik / Functionality



Ölçüler / Dimensions

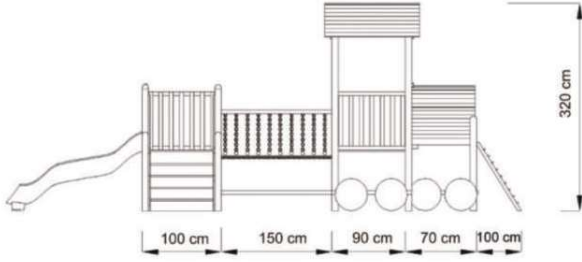
Kurulum Alanı / Construction Area : 9.70 x 4.70 m

Güvenli Alan / Safety Area : 11.70 x 6.70 m

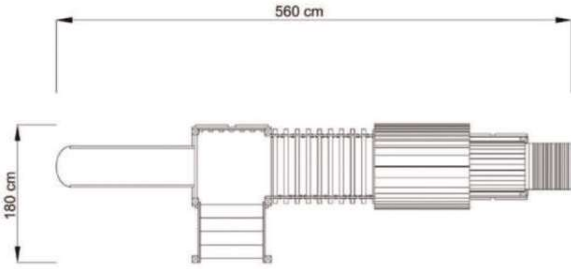
Yükseklik / Height : 1.50 m



Ahşap Serisi / Wooden Series



Model
AHTR 1



Ölçüler / Dimensions

Kurulum Alanı / Construction Area : 7.20 x 2.50 m

Güvenli Alan / Safety Area : 9.20 x 4.50 m

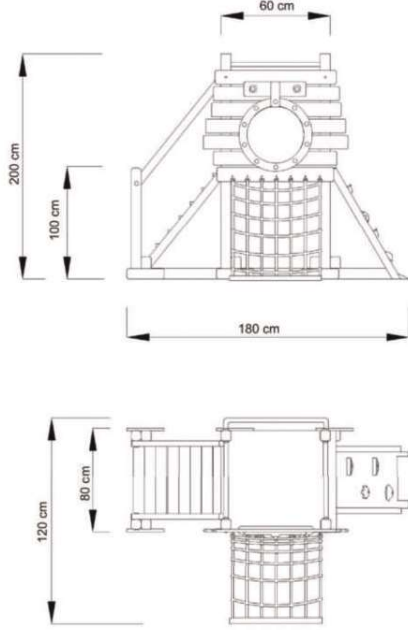
Yükseklik / Height : 1.00 m

İşlevsellik / Functionality





Ahşap Serisi / Wooden Series



Model

AHFG 1



İşlevsellik / Functionality



Ölçüler / Dimensions

Kurulum Alanı / Construction Area : 1.80 x 1.80 m

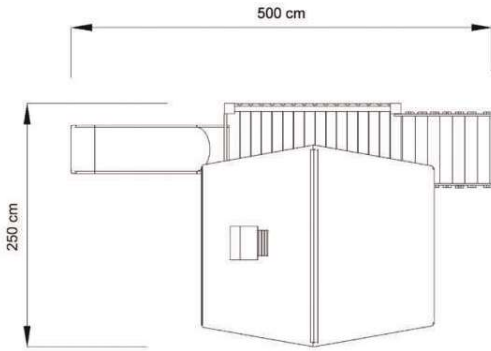
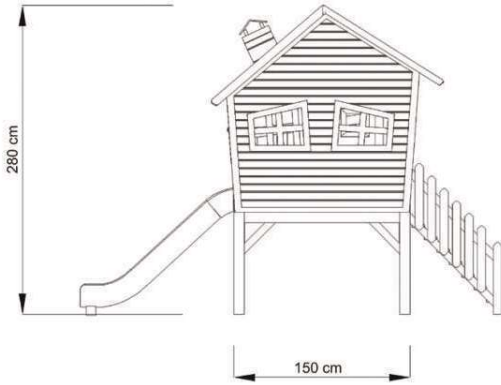
Güvenli Alan / Safety Area : 3.80 x 3.80 m

Yükseklik / Height : 1.00 m



Ahşap Serisi / Wooden Series

Model
AHEV 1



Ölçüler / Dimensions

Kurulum Alanı / Construction Area : 5.00 x 2.50 m

Güvenli Alan / Safety Area : 7.00 x 4.50 m

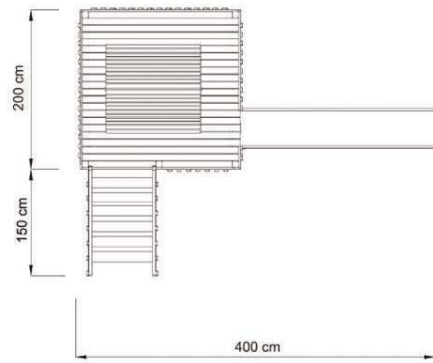
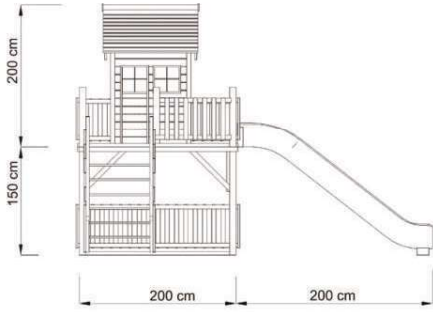
Yükseklik / Height : 1.00 m

İşlevsellik / Functionality





Ahşap Serisi / Wooden Series



Model
AHEV 2



İşlevsellik / Functionality



Ölçüler / Dimensions

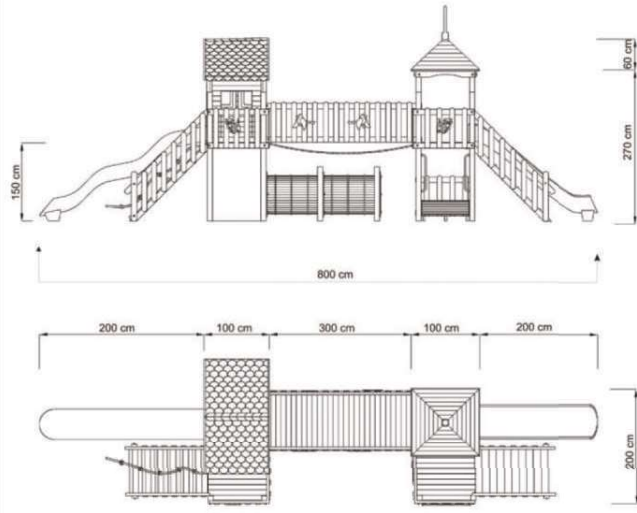
Kurulum Alanı / Construction Area : 4.00 x 3.50 m

Güvenli Alan / Safety Area : 6.00 x 5.50 m

Yükseklik / Height : 1.50 m



Ahşap Serisi / Wooden Series



Model
AHEV 3



Ölçüler / Dimensions

Kurulum Alanı / Construction Area : 8.00 x 2.00 m
Güvenli Alan / Safety Area : 10.00 x 4.00 m
Yükseklik / Height : 1.50 m

İşlevsellik / Functionality



Aksesuarlar



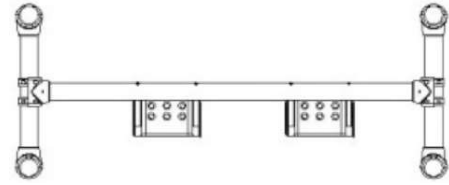
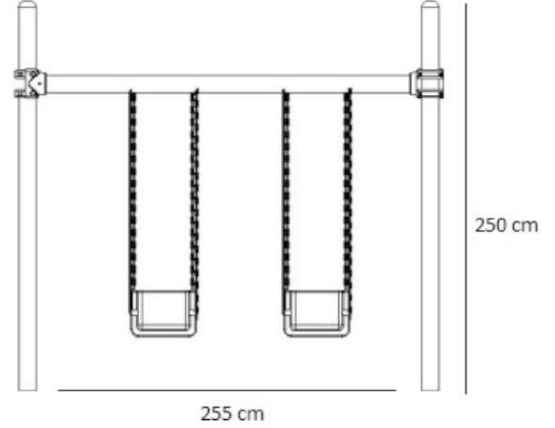




Salıncaklar / Swings

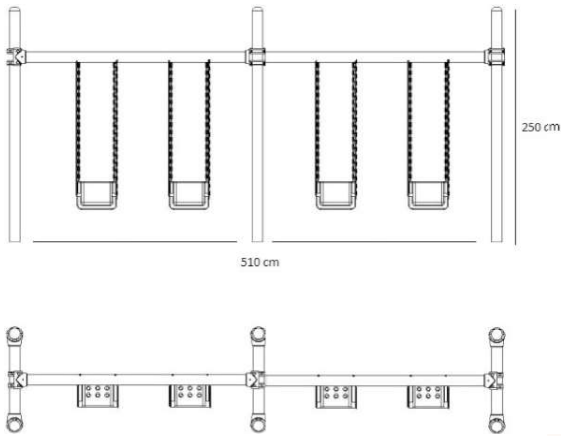
Model

MSL 1A



Model

MSL 1B



Ölçüler / Dimensions

Model MSL 1A

Kurulum Alanı / Construction Area : 2.55 x 1.55 m

Güvenli Alan / Safety Area : 4.55 x 3.55 m

Model MSL 1B

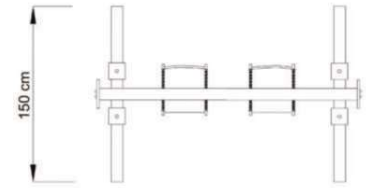
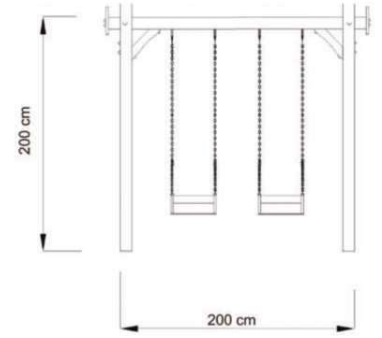
Kurulum Alanı / Construction Area : 5.10 x 1.55 m

Güvenli Alan / Safety Area : 7.10 x 3.55 m

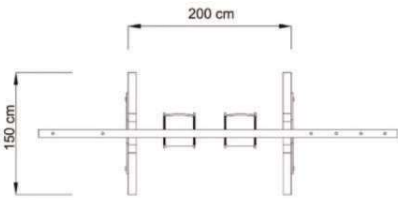
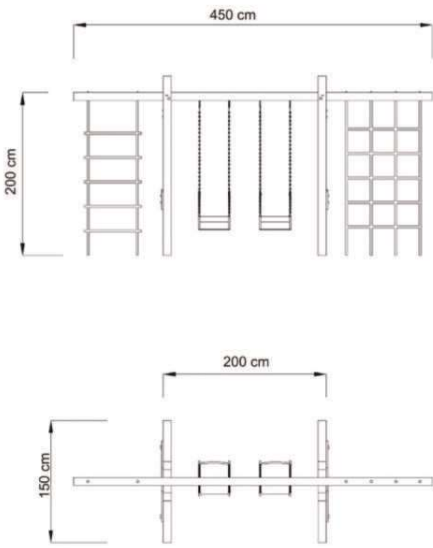


Salıncaklar / Swings

Model
ASL 1A



Model
ASL 1B



Ölçüler / Dimensions

Model ASL 1A

Kurulum Alanı / Construction Area : 2.00 x 1.50 m

Güvenli Alan / Safety Area : 4.00 x 3.50 m

Model ASL 1B

Kurulum Alanı / Construction Area : 4.50 x 1.50 m

Güvenli Alan / Safety Area : 6.50 x 3.50 m

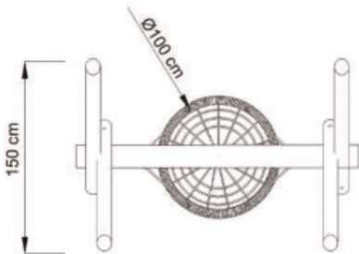
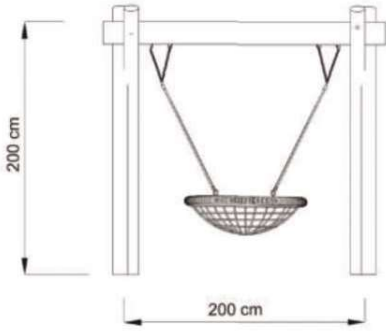
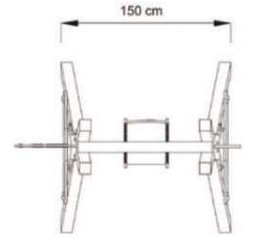
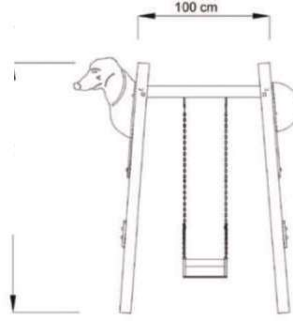
4+





Salıncaklar / Swings

Model
ASL 1C



Model
ASL 1D

Ölçüler / Dimensions

Model ASL 1C

Kurulum Alanı / Construction Area : 1.50 x 1.00 m

Güvenli Alan / Safety Area : 3.50 x 3.00 m

Model ASL 1D

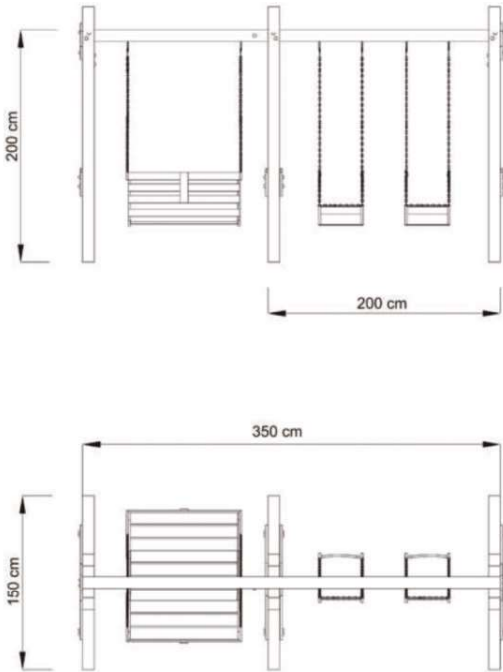
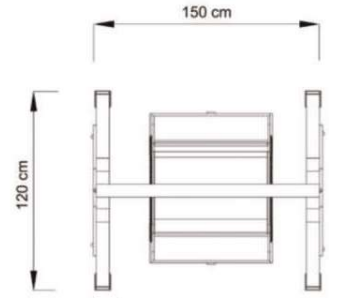
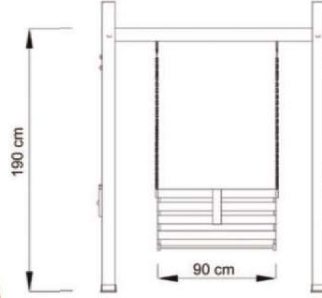
Kurulum Alanı / Construction Area : 2.50 x 1.50 m

Güvenli Alan / Safety Area : 4.50 x 3.50 m



Salıncaklar / Swings

Model
ASL 1E



Model
ASL 1F



Ölçüler / Dimensions

Model ASL 1E

Kurulum Alanı / Construction Area : 1.50 x 2.00 m

Güvenli Alan / Safety Area : 3.50 x 4.00 m

Model ASL 1F

Kurulum Alanı / Construction Area : 4.50 x 1.50 m

Güvenli Alan / Safety Area : 6.50 x 3.50 m

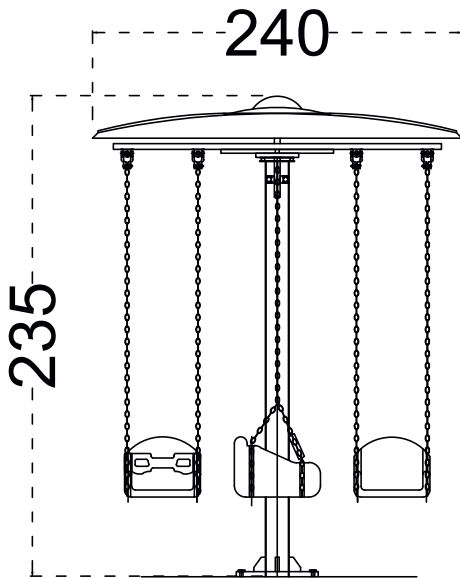
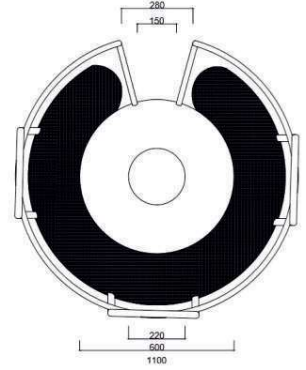
4+





Dönenceler / Merry-go-round

Model
DNC 1



Model
DNC 2

Ölçüler / Dimensions

Model DNC 1

Kurulum Alanı / Construction Area : 1.10 x 1.10 m

Güvenli Alan / Safety Area : 2.10 x 2.10 m

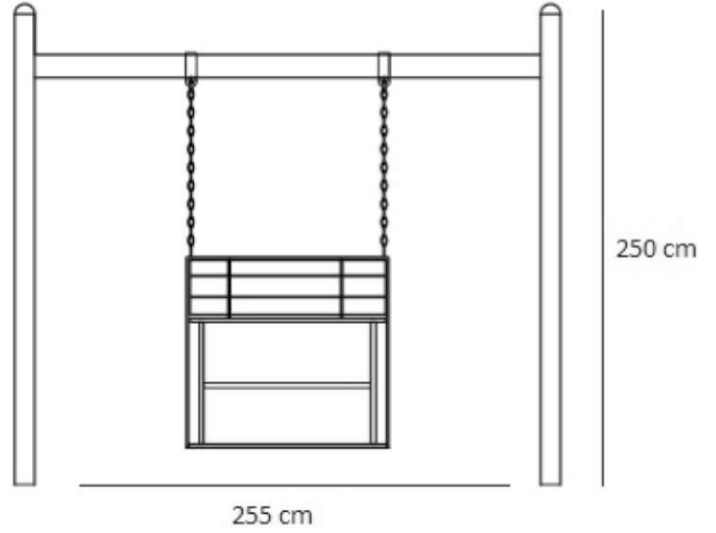
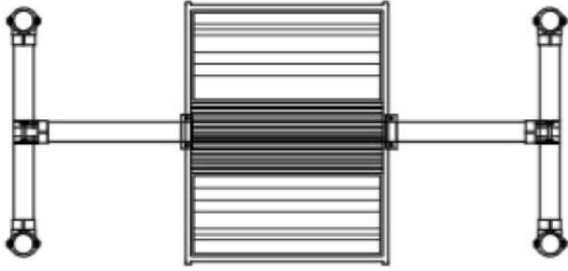
Model DNC 2

Kurulum Alanı / Construction Area : 2.40 x 2.40 m

Güvenli Alan / Safety Area : 4.40 x 4.40 m



Gondol / Gondola



Model
GND 1



Ölçüler / Dimensions

Kurulum Alanı / Construction Area : 2.55 x 1.55 m
Güvenli Alan / Safety Area : 4.55 x 3.55 m

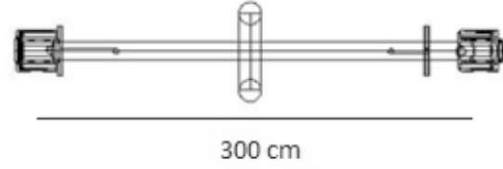
4+



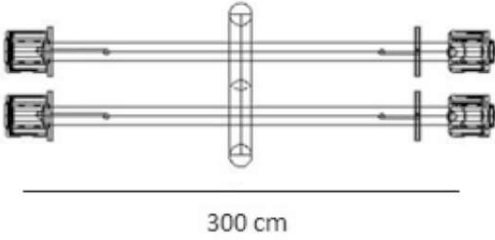
Tahrarevalli / Seesaws



Model
MTH 1



Model
MTH 2



Ölçüler / Dimensions

Model MTH 1

Kurulum Alanı / Construction Area : 3.00 x 0.60 m

Güvenli Alan / Safety Area : 5.00 x 2.60 m

Model MTH 2

Kurulum Alanı / Construction Area : 3.00 x 1.20 m

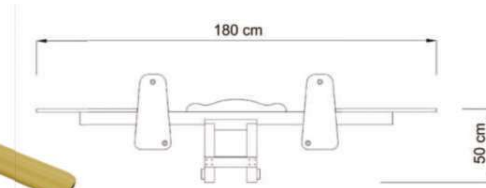
Güvenli Alan / Safety Area : 5.00 x 3.20 m



Tahrarevalli / Seesaws

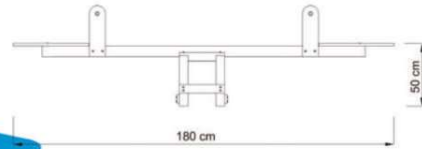
Model

AHTH 1



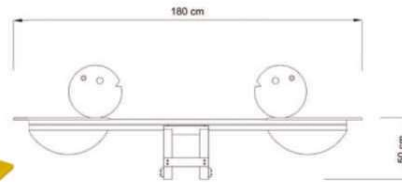
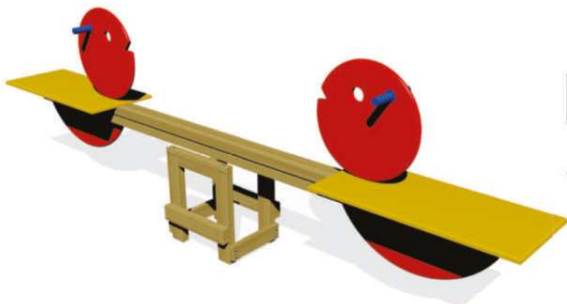
Model

AHTH 2



Model

AHTH 3



Ölçüler / Dimensions

Kurulum Alanı / Construction Area : 1.80 x 0.30 m
Güvenli Alan / Safety Area : 3.80 x 2.30 m

4+

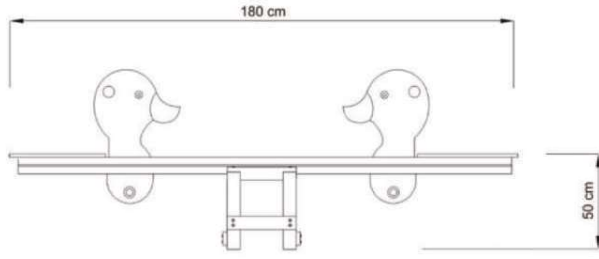
step
Park



Salıncaklar / Swings

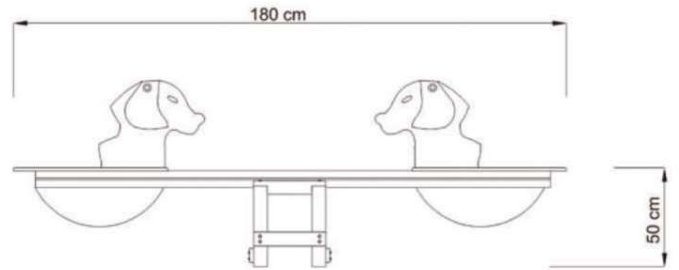
Model

AHTH 4



Model

AHTH 5



Ölçüler / Dimensions

Kurulum Alanı / Construction Area : 1.80 x 0.30 m
Güvenli Alan / Safety Area : 3.80 x 2.30 m



Zıpzıp / Riders

Model

PLZIP 1



Model

PLZIP 2



Model

PLZIP 3



Model

AHZIP 1



Model

AHZIP 2



Model

AHZIP 3



Ölçüler / Dimensions

Kurulum Alanı / Construction Area : 0.70 x 0.30 m
Güvenli Alan / Safety Area : 2.70 x 2.30 m

4+



Tirmanma / Climbing

Model
TR 1




Ölçüler / Dimensions

Kurulum Alanı / Construction Area : 3.00 x 3.00 m
Güvenli Alan / Safety Area : 5.00 x 5.00 m



Kum Havuzu / Sandbox

Model
KUM 1



Ölçüler / Dimensions

Kurulum Alanı / Construction Area : 2.00 x 2.00 m
Güvenli Alan / Safety Area : 4.00 x 4.00 m

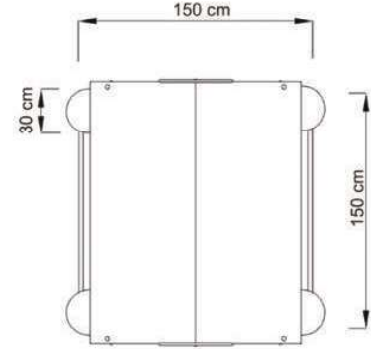
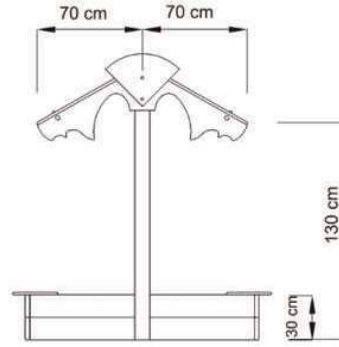
4+





Kum Havuzu / Sandbox

Model
KUM 2



Ölçüler / Dimensions

Kurulum Alanı / Construction Area : 1.50 x 1.50 m
Güvenli Alan / Safety Area : 3.50 x 3.50 m



Trambolin / Trampoline

Model
TRA 1



Ölçüler / Dimensions

Kurulum Alanı / Construction Area : 2.00 x 2.00 m
Güvenli Alan / Safety Area : 4.00 x 4.00 m

4+



Fitness

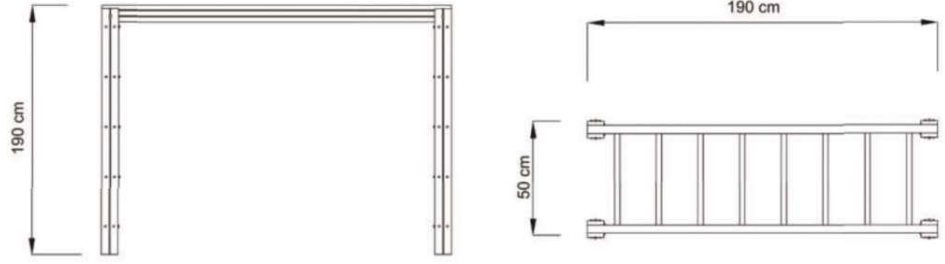






Ahşap Spor Aletleri / Wooden Fitness

Model
AF 1



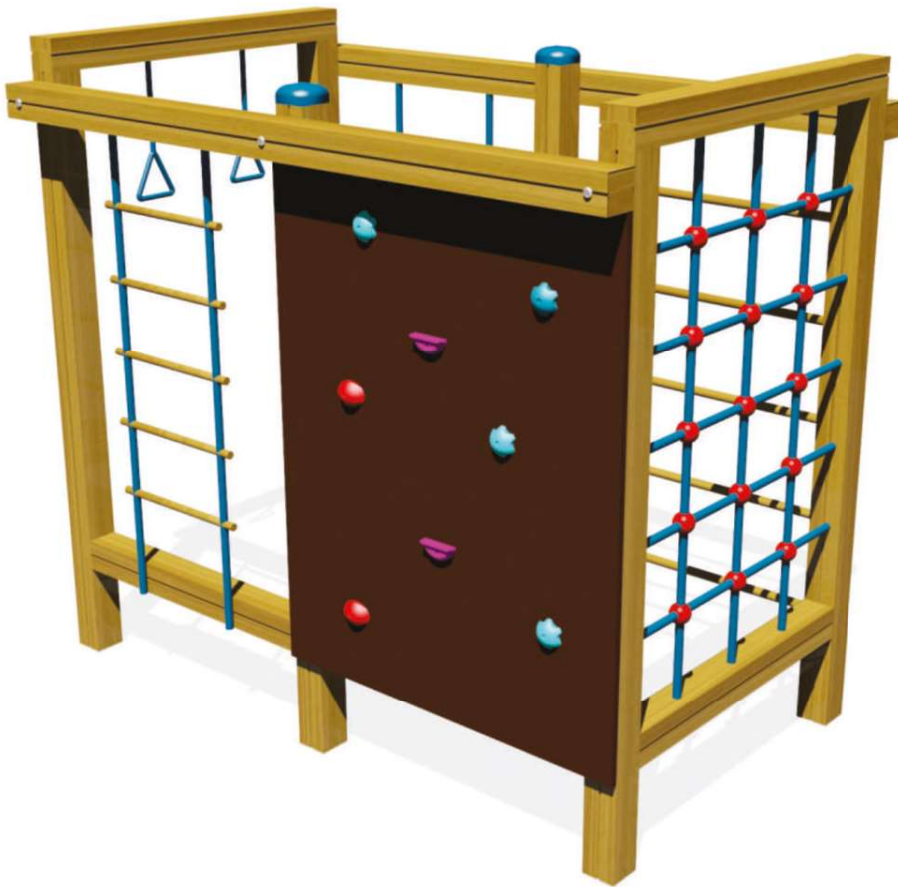
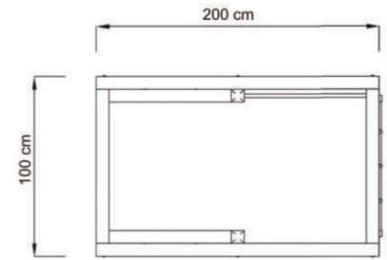
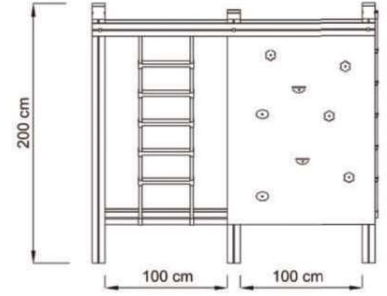
Ölçüler / Dimensions

Kurulum Alanı / Construction Area : 1.90 x 1.00 m
Güvenli Alan / Safety Area : 3.90 x 3.00 m



Ahşap Spor Aletleri / Wooden Fitness

Model
AF 2



Ölçüler / Dimensions

Kurulum Alanı / Construction Area : 2.00 x 1.00 m
Güvenli Alan / Safety Area : 4.00 x 3.00 m

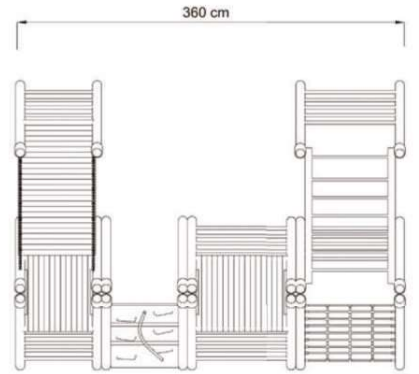
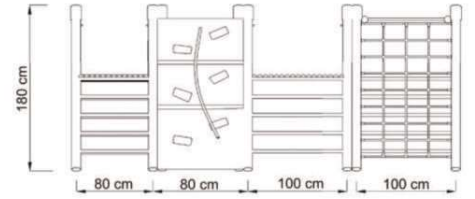
6+





Salıncaklar / Swings

Model
AF 3



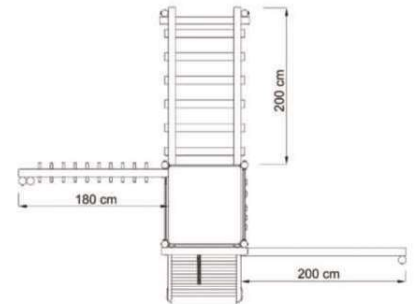
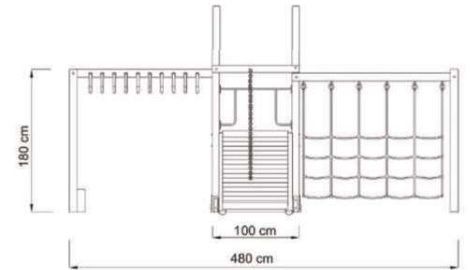
Ölçüler / Dimensions

Kurulum Alanı / Construction Area : 3.60 x 2.80 m
Güvenli Alan / Safety Area : 5.60 x 4.80 m



Salıncaklar / Swings

Model
AF 4



Ölçüler / Dimensions

Kurulum Alanı / Construction Area : 4.80 x 3.80 m
Güvenli Alan / Safety Area : 6.80 x 5.80 m

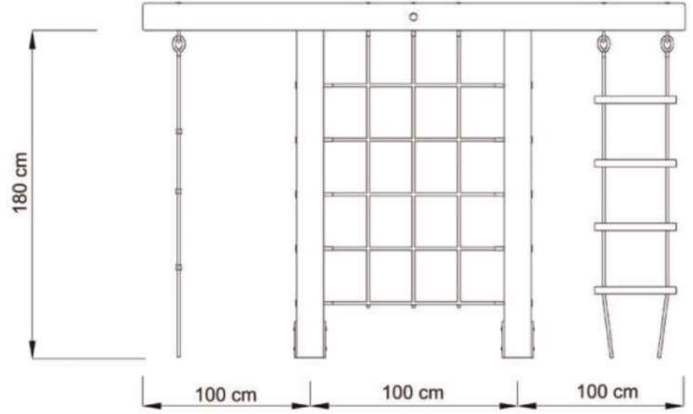
6+

step
Park



Salıncaklar / Swings

Model
AF 5

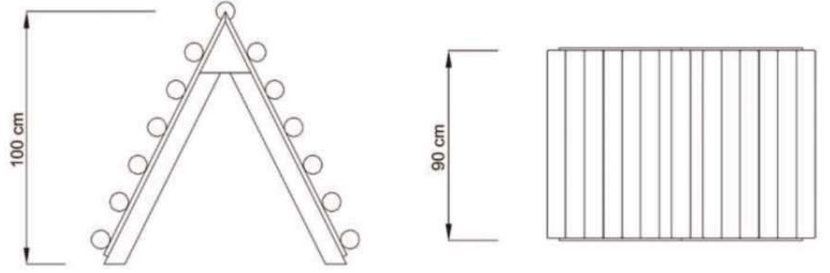


Ölçüler / Dimensions

Kurulum Alanı / Construction Area : 3.00 x 0.20 m
Güvenli Alan / Safety Area : 5.00 x 2.20 m



Model
AF 6



Ölçüler / Dimensions

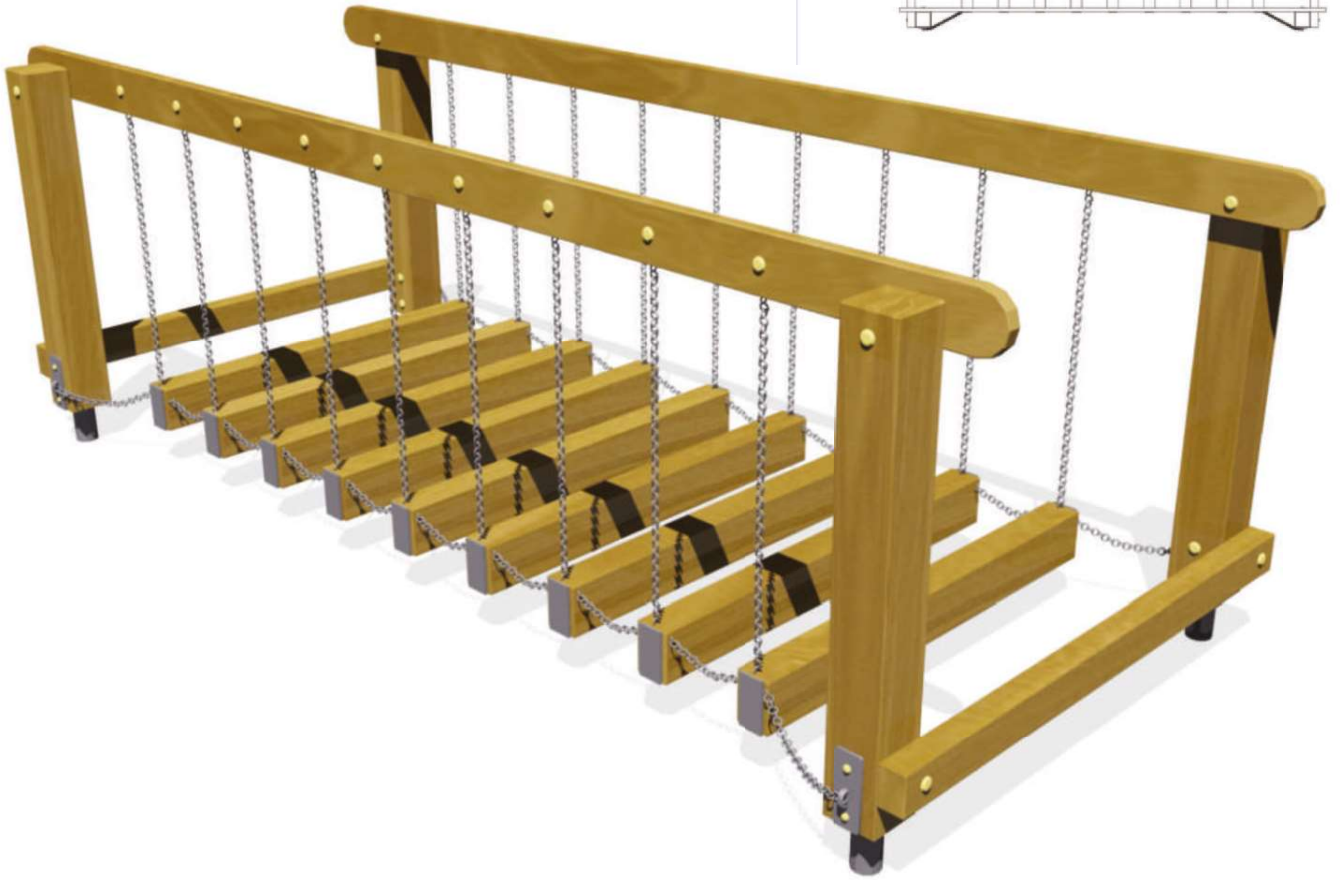
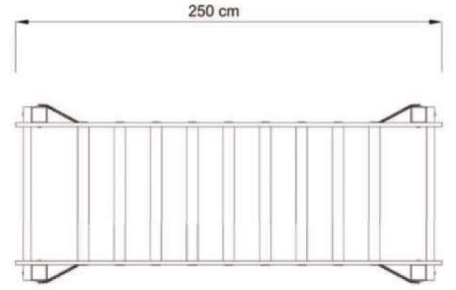
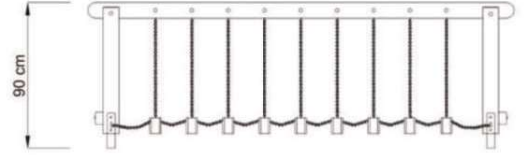
Kurulum Alanı / Construction Area : 1.80 x 1.20 m
Güvenli Alan / Safety Area : 3.80 x 3.20 m

6+





Model
AF 7



Ölçüler / Dimensions

Kurulum Alanı / Construction Area : 2.50 x 0.90 m
Güvenli Alan / Safety Area : 4.50 x 2.90 m



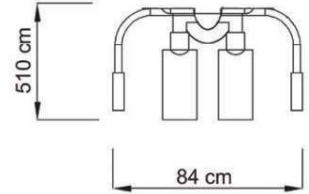
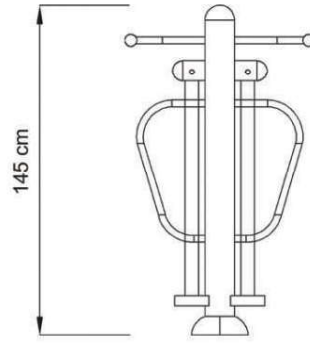
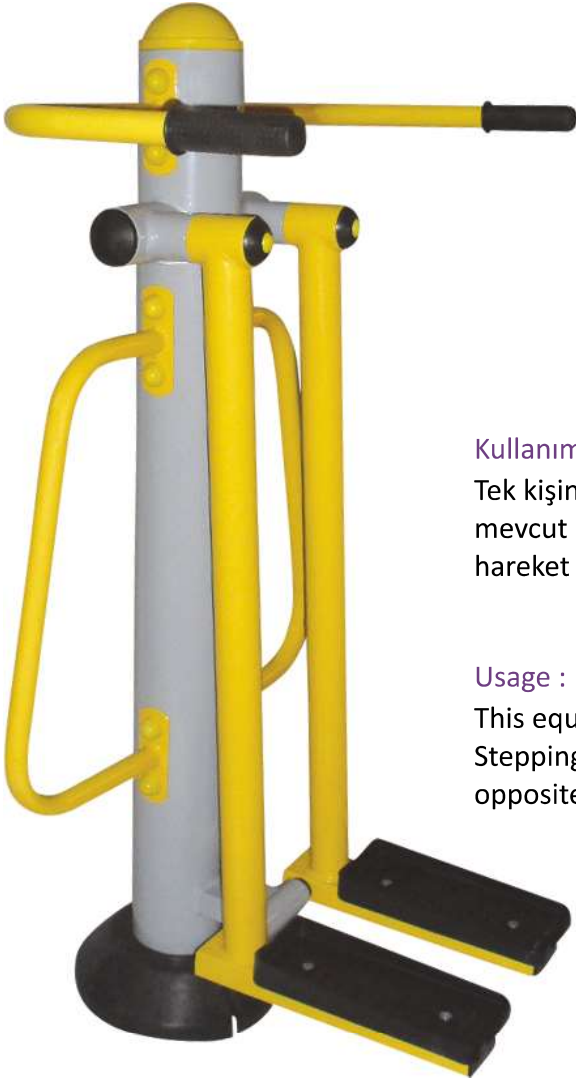
Metal Spor Aletleri / Metal Fitness

Model

KF 101

İç ve Dış Bacak Güçlendirme

Inner and Outer Leg Strengthening



Kullanım Şekli :

Tek kişinin kullanımına olanak verecek şekilde tasarlanmış, kişinin mevcut ayak basma yerlerine çıkarak iki bacağına zıt yönde sağa ve sola hareket ettirmek süreti ile çalışmaktadır.

Usage :

This equipment is designed to allow the use of a single person. Stepping on the pedals, the person moves his feet speedily in opposite directions on the right-left axis.

Ölçüler / Dimensions

Kurulum Alanı / Construction Area : 0.51 x 0.84 m

Güvenli Alan / Safety Area : 2.51 x 2.84 m

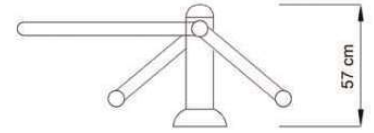
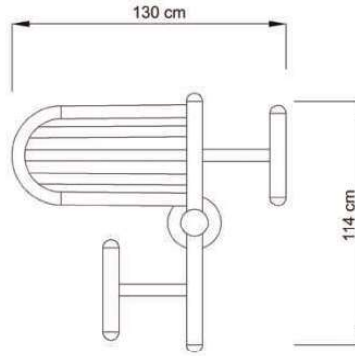


Model

KF 102

Sırt ve Karın Güçlendirme

Back and Abdominal Strengthening



Kullanım Şekli :

İki kişinin kullanımına olanak verecek şekilde üretilmiş, bir tarafta geniş platforma sırt üstü yatılarak ayaklar sabit borunun altından geçirilerek mekik çekme hareketi yapılır. Diğer tarafta ise aynı işlem yüzüstü şeklinde yapılır.

Usage :

This equipment can be used with two persons at the same time. While one of the persons is lying on one side on his back crossing his legs under a bar to do sit-ups, the other person does the same action facing down.

Ölçüler / Dimensions

Kurulum Alanı / Construction Area : 1.30 x 1.14 m

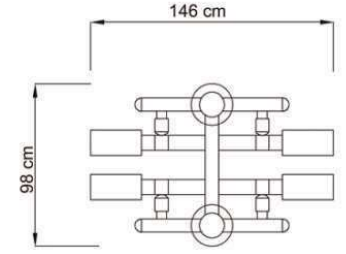
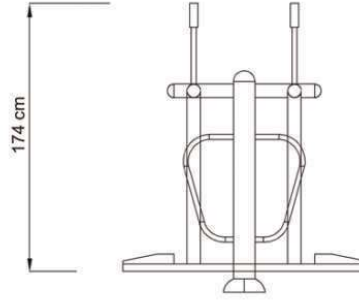
Güvenli Alan / Safety Area : 3.30 x 3.14 m



Model

KF 103

Çiftli Gezinim / Dual Walking



Kullanım Şekli :

Aynı anda iki kişinin kullanımına olanak verecek şekilde üretilmiş olup iki kişi karşılıklı olarak pedalların üzerine çıkarak ayak ve kollarını kullanarak yürüyüş şeklinde eklemlerini çalıştırırlar.

Usage :

Designed to be used by two persons at the same time. Handles are ergonomically produced to allow two persons to use the equipment at the same time. Each person steps onto the pedals facing each other and move their upper and lower limbs to simulate walking.

Ölçüler / Dimensions

Kurulum Alanı / Construction Area : 1.46 x 0.98 m

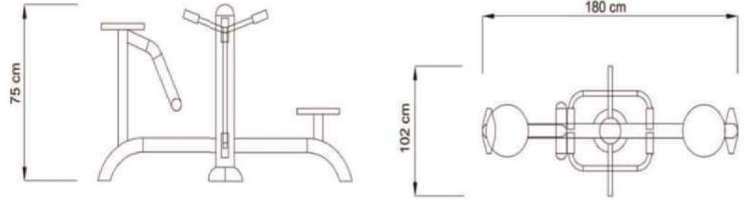
Güvenli Alan / Safety Area : 3.46 x 2.98 m



Model

KF 104

Bel Esnetme / Waist Stretch



Kullanım Şekli :

İki kişinin kullanımına olanak verecek şekilde üretilmiş olup, bir tarafta ayakta diğer tarafta ise oturarak vücut sağ ve sol yöne doğru bel bölgesinden esnetilir.

Usage :

Twist is designed to allow two persons to workout at the same time. The body is stretched towards the left and right while one person performs the action standing, the other person is seated.

Ölçüler / Dimensions

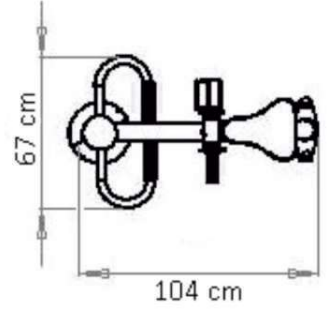
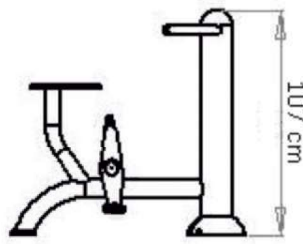


Kurulum Alanı / Construction Area : 1.80 x 1.20 m
Güvenli Alan / Safety Area : 3.80 x 3.20 m



Model
KF 105

Bisiklet / Bicycle



Kullanım Şekli :

Kişinin seleye oturup sabit ağırlıktaki diskleri pedallar vasıtası ile çevirerek bacak, karın kaslarını güçlendirir.

Usage :

The kit includes cycling equipment. It helps with building abdominal muscles as the person sits in the saddle and rotates the pedals that have a fixed resistance.

Ölçüler / Dimensions

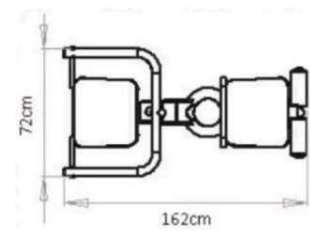
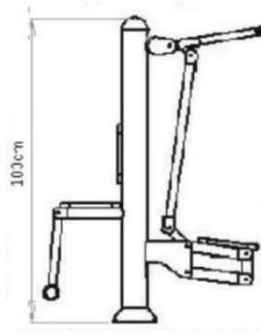
Kurulum Alanı / Construction Area : 1.04 x 0.67 m
Güvenli Alan / Safety Area : 3.04 x 2.67 m



Kol ve Bacak Güçlendirme Arm and Leg Strengthening

Model

KF 106



Kullanım Şekli :

Bir tarafta kullanıcının oturağa oturup, üstte bulunan kolları elleriyle aşağıya doğru asılarak kendini yukarı aşağı hareket ettirmesi ve tekrar yavaş bırakması şeklinde, diğer tarafta ise kişinin oturağa oturarak ayaklarının üstü ile diz bölgesinde ağırlığı kaldırıp bırakmasıyla çalışılmaktadır.

Usage :

The product is designed to allow two persons to work out at the same time. On one side, the user sits on a seat and grips the handles positioned overhead, which are used to pull the body up and down. On the other side, the user sits on the seat and lifts the fixed weight by using their legs to push and release the unit in a controlled way.

Ölçüler / Dimensions



Kurulum Alanı / Construction Area : 1.62 x 0.72 m

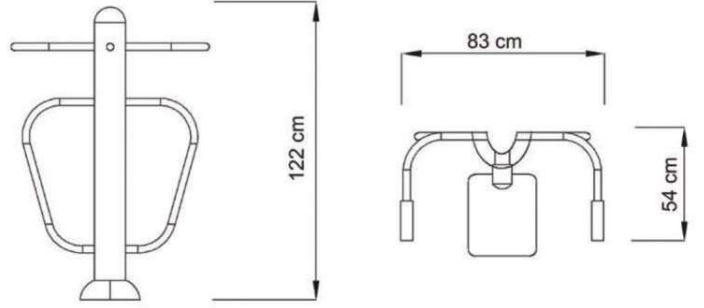
Güvenli Alan / Safety Area : 3.72 x 2.72 m



Model

KF 107

Yan Salınım / Swingboard



Kullanım Şekli :

Kullanıcının ayak basma yerine çıkıp sabit kollardan tutup vücudun bel bölgesinden aşağısını sağa ve sola salınım yaptırmasını sağlayarak çalışılmaktadır.

Usage :

It is designed for one person. The user steps up on the swinging pedals and holds from the fixed handles and swings the lower part of his body to the left and right.

Ölçüler / Dimensions

Kurulum Alanı / Construction Area : 0.83 x 0.54 m

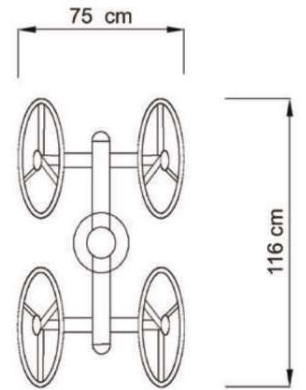
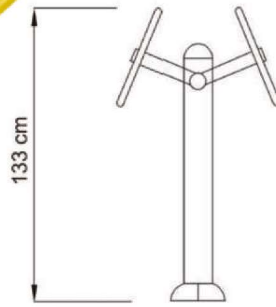
Güvenli Alan / Safety Area : 2.83 x 2.54 m



Kol ve Bilek alıřtırma Arm Strechting and Workout

Model

KF 108



Kullanım Őekli :

Her iki eliyle birer topacı tutarak aynı anda iki direksiyonu da saęa ve sola evirerek kullanılmaktadır.

Usage :

The product is designed for two persons. The user holds the knobs with each hand and rotates the cylinders in both directions.

Ölüler / Dimensions



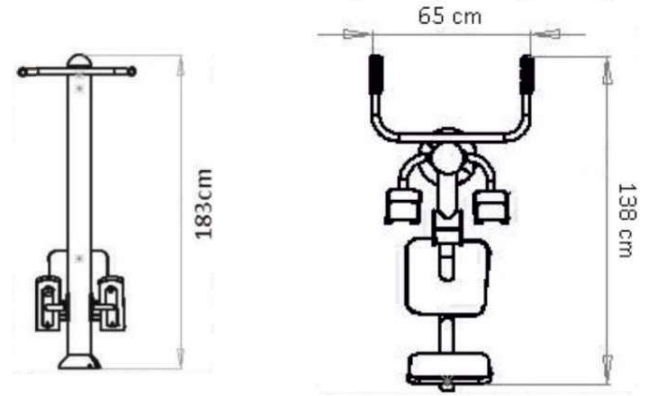
Kurulum Alanı / Construction Area : 1.16 x 0.75 m
Güvenli Alan / Safety Area : 3.16 x 2.75 m



Bacak İtme ve Barfiks \ Leg to Push and Horizontal Bar

Model

KF 109



Kullanım Şekli :

Kullanıcının mevcut oturağa oturarak ayaklarını pedalların üzerine koyarak vücudunu ileri geri hareket ettirerek çalışılmaktadır.

Usage :

The Leg Press is designed for individual use. In a seated position with feet on pedals, the legs are used to push the weight of the body back and forth.

Ölçüler / Dimensions

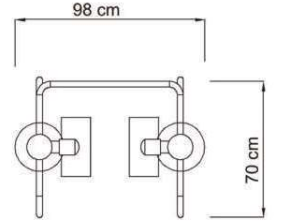
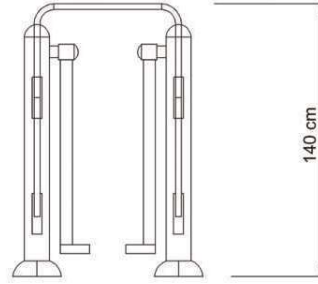
Kurulum Alanı / Construction Area : 0.65 x 1.38 m

Güvenli Alan / Safety Area : 2.65 x 3.38 m



Uzay Yürüyüşü \ Skywalker

Model
KF 110



Kullanım Şekli :

Kullanıcının ayak pedalların çıkıp,sabit tutamaklardan tutup ayaklarını ileri geri hareket ettirmesiyle çalışmaktadır.

Usage :

The Skywalker is designed for individual use. The user steps on the pedals and holds the fixed handles and moves his feet back and forth to simulate walking.

Ölçüler / Dimensions



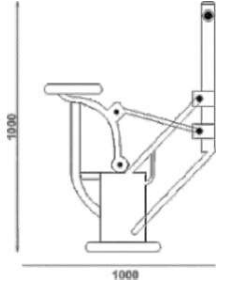
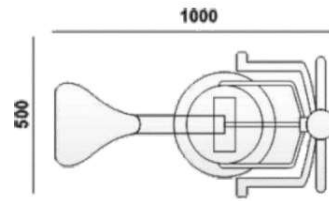
Kurulum Alanı / Construction Area : 1.16 x 0.75 m
Güvenli Alan / Safety Area : 3.16 x 2.75 m



Vücut Esnetme \ Body Stretching

Model

KF 111



Kullanım Şekli :

Kişinin seleye oturup ve ayaklarını sabit pedala dayayıp öndeki tutamaçları kendine doğru çekerek çalışmalıdır.

Usage :

Body Stretch tool, people put a pillion to sit in the front handles and feet pedals hard work attracted towards it.

Ölçüler / Dimensions

Kurulum Alanı / Construction Area : 0.50 x 1.00 m

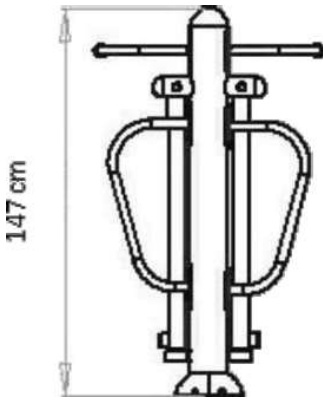
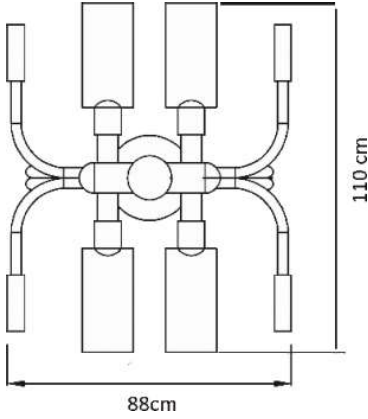
Güvenli Alan / Safety Area : 2.50 x 3.00 m



Çiftli İç ve Dış Bacak Güçlendirme \ Double Leg Press

Model

KF 201



Kullanım Şekli :

İki kişinin kullanımına olanak verecek şekilde tasarlanmış, kişinin mevcut ayak basma yerlerine çıkarak iki bacağına zıt yönde sağa ve sola hareket ettirmek sureti ile çalışmaktadır.

Usage :

This equipment is designed to allow the use of a two person. Stepping on the pedals, the person moves his feet speedily in opposite directions on the right-left axis.

Ölçüler / Dimensions

Kurulum Alanı / Construction Area : 0.88 x 1.10 m

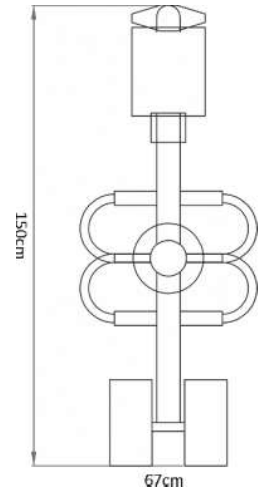
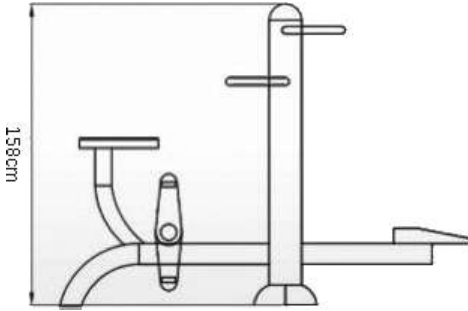
Güvenli Alan / Safety Area : 2.88 x 3.10 m



Bisiklet ve Step \ Bicycle and Step

Model

KF 205



Kullanım Şekli :

iki kişinin kullanımına olanak verecek şekilde tasarlanmış, bir tarafta kişinin seleye oturup sabit ağırlıktaki diskleri pedallar vasıtasıyla çevirerek çalışan diğer tarafta pedalların üzerine çıkılarak adım atma şeklinde çalışmaktadır.

Usage :

The kit includes cycling equipment. It helps with building abdominal muscles as the person sits in the saddle and rotates the pedals that have a fixed resistance.

Ölçüler / Dimensions

Kurulum Alanı / Construction Area : 0.67 x 1.50 m

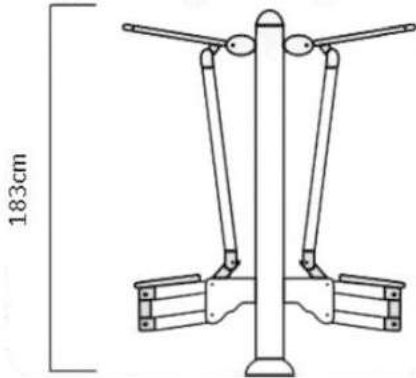
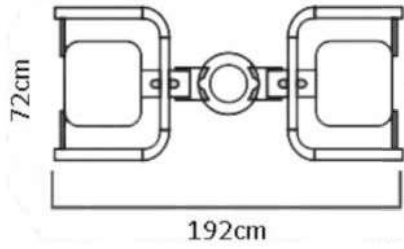
Güvenli Alan / Safety Area : 2.67 x 3.50 m



Çiftli Vücut Geliştirme \ Double Body Building

Model

KF 206



Kullanım Şekli :

İki kişinin kullanımına olanak verecek şekilde üretilmiş olup, kullanıcının oturağa oturup üstte bulunan kolları elleriyle aşağıya doğru asılarak kendini yukarı ve aşağı hareket ettirmesi ve tekrar yavaş bırakması şeklindedir.

Usage :

The product is designed to allow two persons to work out at the same time. On one side, the user sits on a seat and grips the handles positioned overhead, which are used to pull the body up and down. On the other side, the user sits on the seat and lifts the fixed weight by using their legs to push and release the unit in a controlled way.

Ölçüler / Dimensions



Kurulum Alanı / Construction Area : 0.72 x 1.92 m

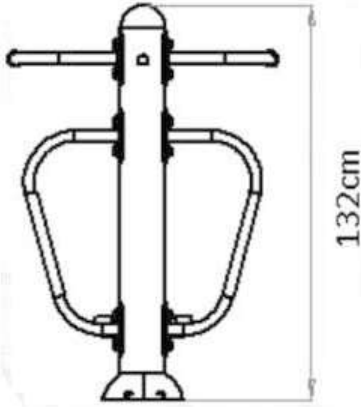
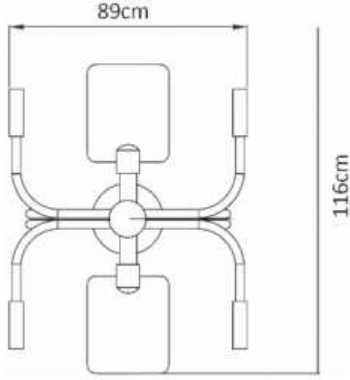
Güvenli Alan / Safety Area : 2.72 x 3.92 m



Çiftli Yan Salınım \ Double Swingboard

Model

KF 207



Kullanım Şekli :

İki kişinin kullanımına olanak verecek şekilde üretilmiş olup, kullanıcının ayak basma yerine çıkıp sabit kollardan tutup vücudun bel bölgesinden aşağısını sağa ve sola salınım yaptırmasını sağlayarak çalışılmaktadır.

Usage :

It is designed for two person. The user steps up on the swinging pedals and holds from the fixed handles and swings the lower part of his body to the left and right.

Ölçüler / Dimensions

Kurulum Alanı / Construction Area : 0.89 x 1.16 m

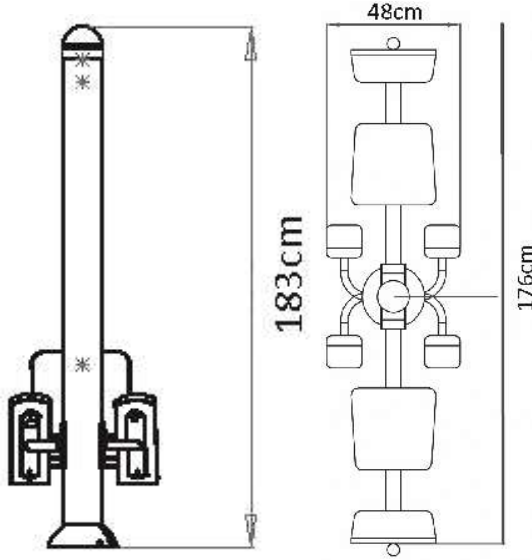
Güvenli Alan / Safety Area : 2.89 x 3.16 m



Çiftli Bacak İtme Ve Güçlendirme \ Double Leg Press

Model

KF 209



Kullanım Şekli :

iki kişinin kullanımına olanak verecek şekilde üretilmiş olup, kullanıcının mevcut oturağa oturarak ayaklarını pedalların üzerine koyarak vücudunu ileri geri hareket ettirerek çalışılmaktadır.

Usage :

The Leg Press is designed for two person. In a seated position with feet on pedals, the legs are used to push the weight of the body back and forth.

Ölçüler / Dimensions



Kurulum Alanı / Construction Area : 0.48 x 1.76 m

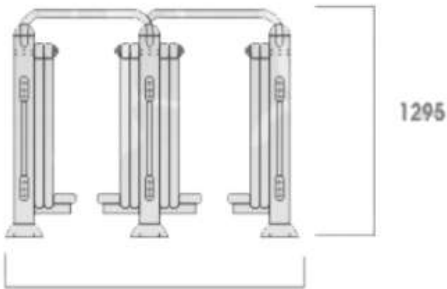
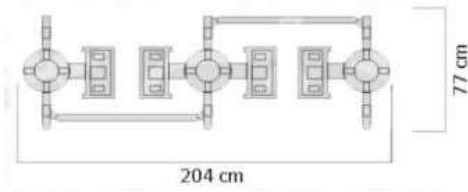
Güvenli Alan / Safety Area : 2.48 x 3.76 m



Çiftli Uzay Yürüyüşü \ Double Air Walker

Model

KF 210



Kullanım Şekli :

İki kişinin ayakta kullanımına imkan verecek şekilde üretilmiş olup, kullanıcının ayak pedalların çıkıp, sabit tutamaklardan tutup ayaklarını ileri geri hareket ettirmesiyle çalışmaktadır.

Usage :

The Airwalker is designed for two person. The user steps on the pedals and holds the fixed handles and moves his feet back and forth to simulate walking.

Ölçüler / Dimensions

Kurulum Alanı / Construction Area : 0.77 x 2.04 m

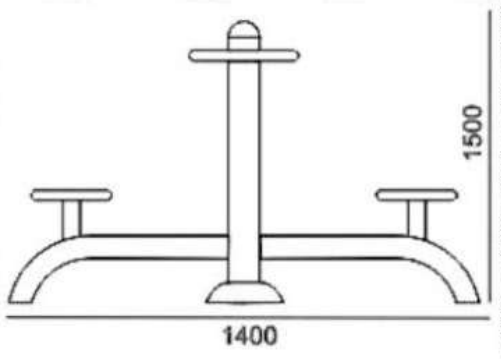
Güvenli Alan / Safety Area : 2.77 x 4.04 m



Üçlü Twist \ Triple Twist

Model

KF 304



Kullanım Şekli :

Üçlü twist aleti aynı anda üç kişinin kullanımına olanak verecek şekilde üretilmiş olup, üç tarafta ayakta vücut sağ ve sol yöne doğru bel bölgesinden esnetilir.

Usage :

Triple Twist the tool is built to allow the use of three people at the same time. The right and left in the direction of three people at the same time the body is stretched in the waist.

Ölçüler / Dimensions



Kurulum Alanı / Construction Area : 1.30 x 1.30 m
Güvenli Alan / Safety Area : 3.30 x 3.30 m

Çocuk Spor Aletleri / Children Fitness

TREADMILL



stepToys

www.steptoys.com



Geleceğin Koşucuları yetişiyor...





Koşu Bandı \ Treadmill

Model
JD 1



Bisiklet \ Bicycle

Model
JD 2



Ölçüler / Dimensions

Model JD 01

Kurulum Alanı / Construction Area : 0.42 x 0.70 m

Güvenli Alan / Safety Area : 2.42 x 2.70 m

Model JD 02

Kurulum Alanı / Construction Area : 1.80 x 1.20 m

Güvenli Alan / Safety Area : 3.80 x 3.20 m



Halter \ Weight Bar

Model
JD 3



Uzay Yürüyüşü \ Air Walker

Model
JD 4



Ölçüler / Dimensions

Model JD 03

Kurulum Alanı / Construction Area : 0.50 x 0.85 m

Güvenli Alan / Safety Area : 2.50 x 2.85 m

Model JD 04

Kurulum Alanı / Construction Area : 0.41 x 0.65 m

Güvenli Alan / Safety Area : 2.41 x 2.65 m



Kürek Çekme \ Rowing

Model
JD 5



Twist

Model
JD 6



Ölçüler / Dimensions

Model JD 05

Kurulum Alanı / Construction Area : 0.32 x 0.86 m

Güvenli Alan / Safety Area : 2.32 x 2.86 m

Model JD 06

Kurulum Alanı / Construction Area : 0.31 x 0.48 m

Güvenli Alan / Safety Area : 2.31 x 2.48 m

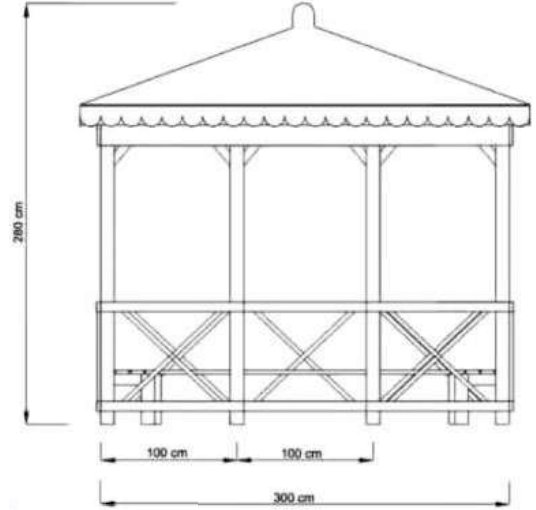
Kent Mobilyaları Urban Furniture





Kamelya / Gazebo

Model
KM 01



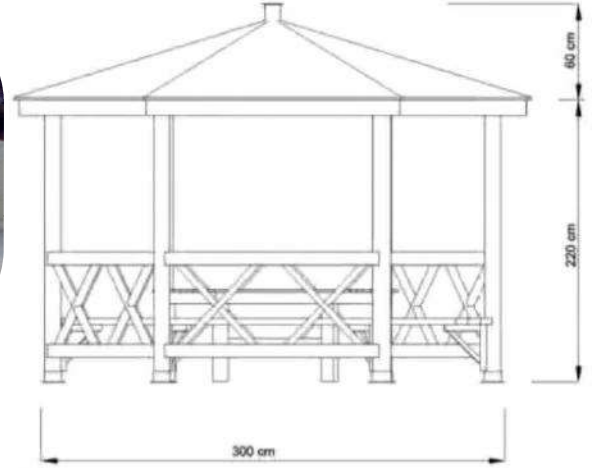
Ölçüler / Dimensions



Kurulum Alanı / Construction Area : 3.00 x 3.00 m
Yükseklik / Height : 2.80 m



Model
KM 02

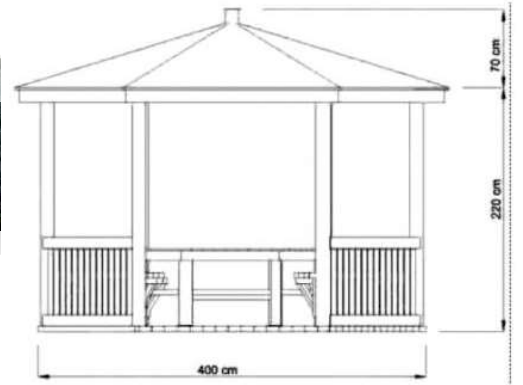


Ölçüler / Dimensions

Kurulum Alanı / Construction Area : 3.00 x 3.00 m
Yükseklik / Height : 2.80 m



Model
KM 03



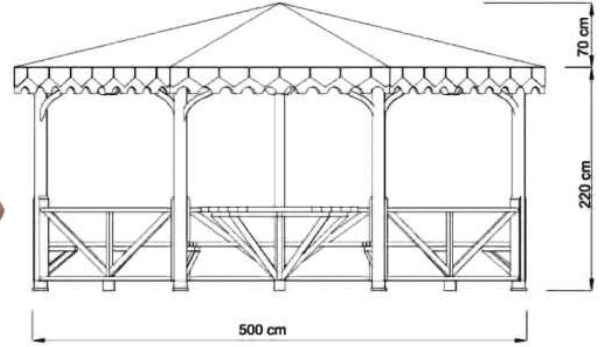
Ölçüler / Dimensions



Kurulum Alanı / Construction Area : 4.00 x 4.00 m
Yükseklik / Height : 2.80 m



Model
KM 04

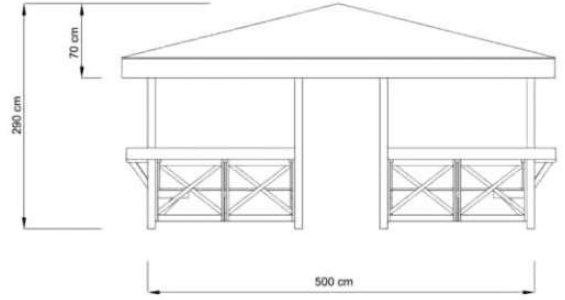


Ölçüler / Dimensions

Kurulum Alanı / Construction Area : 5.00 x 5.00 m
Yükseklik / Height : 2.90 m



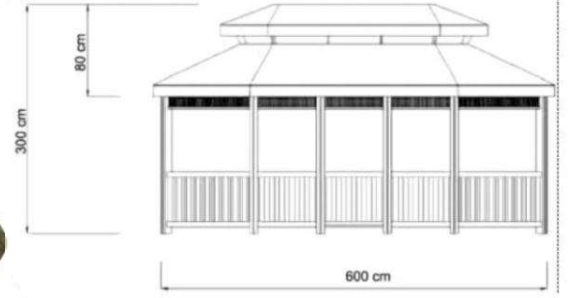
Model
KM 05



Ölçüler / Dimensions



Model
KM 06



Ölçüler / Dimensions

Kurulum Alanı / Construction Area : 6.00 x 3.00 m
Yükseklik / Height : 3.00 m



Model
KM 07



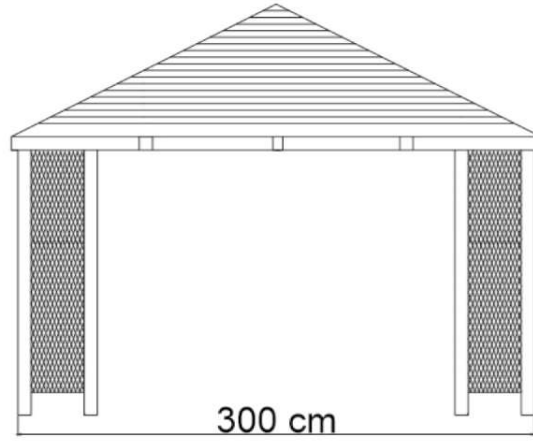
Ölçüler / Dimensions



Kurulum Alanı / Construction Area : 3.00 x 3.00 m
Yükseklik / Height : 2.80 m



Model
KM 08

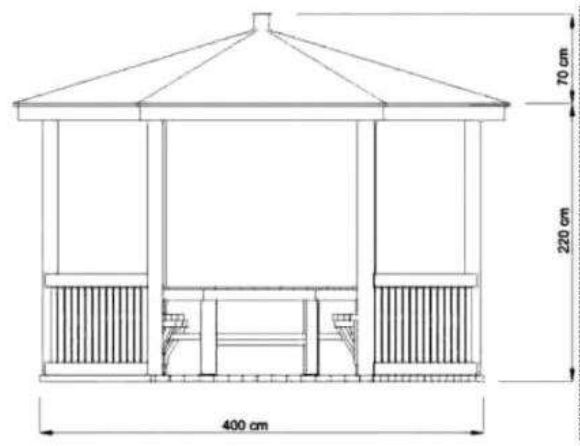


Ölçüler / Dimensions

Kurulum Alanı / Construction Area : 3.00 x 3.00 m
Yükseklik / Height : 2.80 m



Model
KM 09



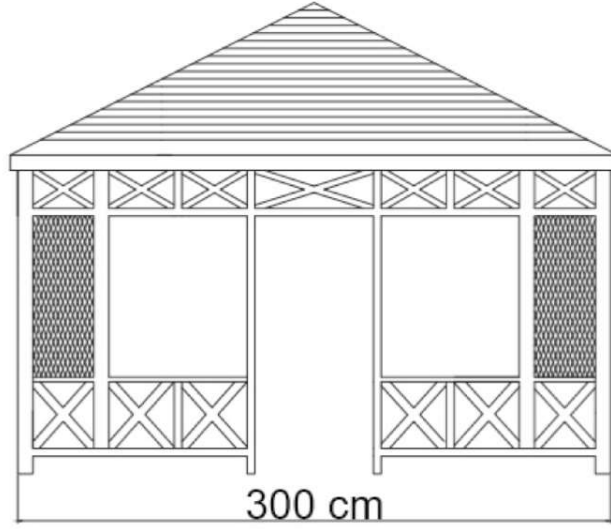
Ölçüler / Dimensions



Kurulum Alanı / Construction Area : 3.50 x 4.00 m
Yükseklik / Height : 3.20 m

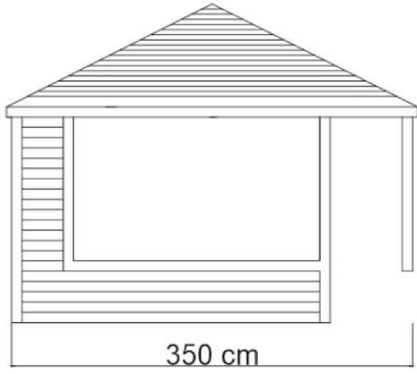


Model
KM 10



Ölçüler / Dimensions

Kurulum Alanı / Construction Area : 3.00 x 4.00 m
Yükseklik / Height : 2.80 m



Model

KM 11



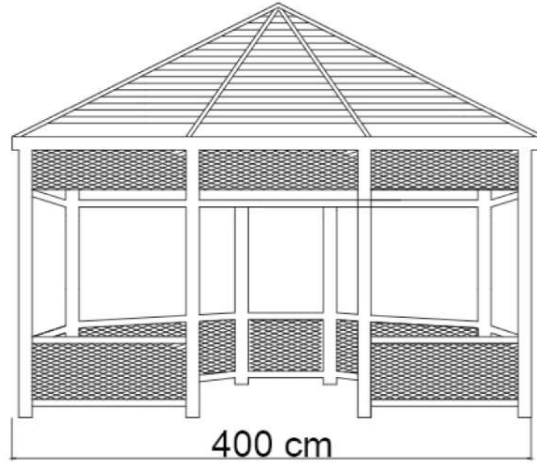
Ölçüler / Dimensions



Kurulum Alanı / Construction Area : 3.50 x 3.50 m
Yükseklik / Height : 2.80 m



Model
KM 12



Ölçüler / Dimensions


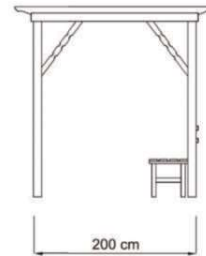
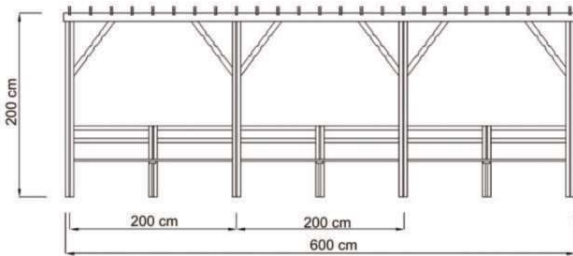
Kurulum Alanı / Construction Area : 4.00 x 4.00 m
Yükseklik / Height : 2.80 m



Pergole / Pergola

Model

PRG 01



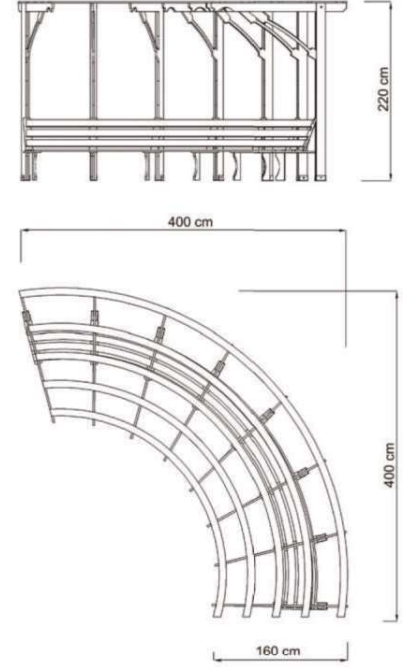
Ölçüler / Dimensions



Kurulum Alanı / Construction Area : 6.00 x 2.00 m
Yükseklik / Height : 2.00 m



Model
PRG 02



Ölçüler / Dimensions

Kurulum Alanı / Construction Area : 4.00 x 4.00 m
Yükseklik / Height : 2.20 m



Bank / Bench

Model
BN 01



Model
BN 02

Ölçüler / Dimensions

Model BN 01
Ölçüler / Dimensions : 1.50 x 0.55 m

Model BN 02
Ölçüler / Dimensions : 1.30 x 0.60 m



Model
BN 03



Model
BN 04



Ölçüler / Dimensions

Model BN 03
Ölçüler / Dimensions : 1.50 x 0.45 m

Model BN 04
Ölçüler / Dimensions : 1.50 x 0.45 m
Min. Sipariş 20 Adet
Min. Order 20 Pcs



Model
BN 05



Model
BN 06

Ölçüler / Dimensions

Model BN 05
Ölçüler / Dimensions : 1.50 x 0.75 m

Model BN 06
Ölçüler / Dimensions : 1.45 x 0.72 m
Min. Sipariş 20 Adet
Min. Order 20 Pcs



Model
BN 07



Model
BN 08



Ölçüler / Dimensions

Model BN 07

Ölçüler / Dimensions : 1.45 x 0.80 m

Model BN 08

Ölçüler / Dimensions : 1.30 x 0.75 m

Min. Sipariş 20 Adet

Min. Order 20 Pcs



Model
BN 09



Model
BN 10



Ölçüler / Dimensions

Model BN 01
Ölçüler / Dimensions : 1.50 x 0.75 m

Model BN 02
Ölçüler / Dimensions : 1.30 x 0.75 m
Min. Sipariş 20 Adet
Min. Order 20 Pcs



Model
BN 11



Model
BN 12



Ölçüler / Dimensions

Model BN 11
Ölçüler / Dimensions : 1.50 x 0.75 m

Model BN 12
Ölçüler / Dimensions : 0.77 x 1.63 m
Min. Sipariş 20 Adet
Min. Order 20 Pcs



Model
BN 13



Model
BN 14


Ölçüler / Dimensions

Model BN 13
Ölçüler / Dimensions : 1.50 x 0.75 m

Model BN 14
Ölçüler / Dimensions : 2.00 x 0.75 m



Model
BN 15



Model
BN 16

Ölçüler / Dimensions

Model BN 15

Ölçüler / Dimensions : 1.50 x 0.75 m

Model BN 16

Ölçüler / Dimensions : 1.50 x 0.75 m



Model
BN 17



Model
BN 18

Ölçüler / Dimensions

Model BN 17
Ölçüler / Dimensions : 1.50 x 0.30 m

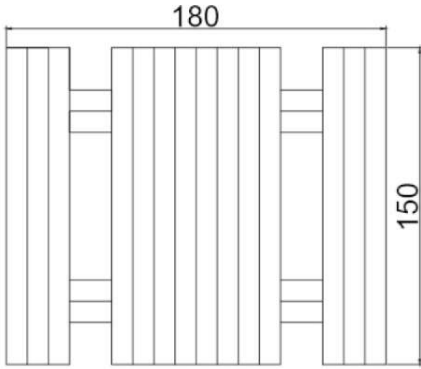
Model BN 02
Ölçüler / Dimensions : 1.50 x 0.45 m



Piknik Masası / Picnic Table

Model

PM 01



Model

PM 02

Ölçüler / Dimensions

Model PM 01

Ölçüler / Dimensions : 1.50 x 1.80 m

Model PM 02

Ölçüler / Dimensions : 1.60 x 1.50 m



Model
PM 03



Model
PM 04



Ölçüler / Dimensions

Model PM 03
Ölçüler / Dimensions : 1.50 x 1.70 m

Model PM 04
Ölçüler / Dimensions : 1.73 x 2.46 m



Model
PM 05



Model
PM 06

Ölçüler / Dimensions

Model PM 05
Ölçüler / Dimensions : 1.50 x 1.50 m

Model PM 06
Ölçüler / Dimensions : 1.70 x 0.70 m



Model
PM 07



Model
PM 08

Ölçüler / Dimensions

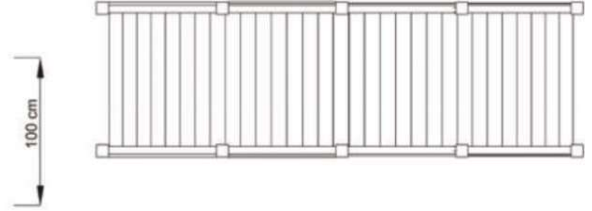
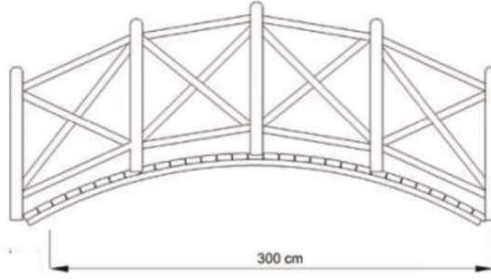
Model PM 07
Ölçüler / Dimensions : 1.50 x 1.70 m

Model PM 08
Ölçüler / Dimensions : 1.73 x 2.46 m



Ahşap Köprü / Wooden Bridge

Model
AHKP 01



Ölçüler / Dimensions

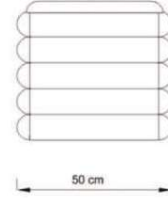
Model AHKP 01

Ölçüler / Dimensions : 3.00 x 1.00 m

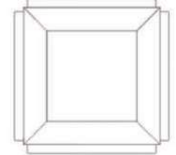


Ahşap Saksı / Wooden Flowerpot

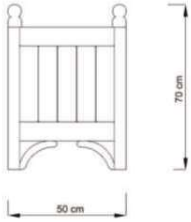
Model
AHSK 01



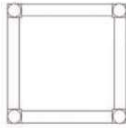
50 cm



50 cm



70 cm



50 cm



Model
AHSK 02

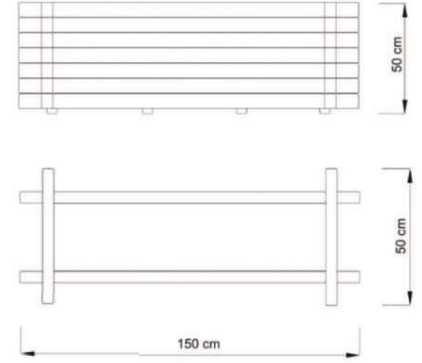
Ölçüler / Dimensions

Model AHSK 01

Ölçüler / Dimensions : 0.50 x 0.50 m
Yükseklik / Height : 0.50 m

Model AHSK 02


Ölçüler / Dimensions : 0.70 x 0.50 m
Yükseklik / Height : 0.50 m



Model
AHSK 03



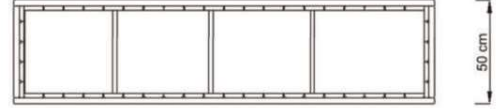
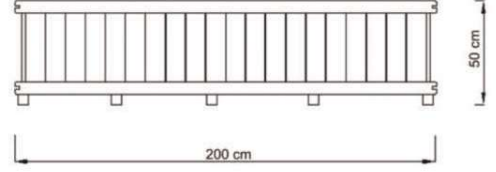
Model
AHSK 04



Ölçüler / Dimensions

Model AHSK 03
Ölçüler / Dimensions : 1.50 x 0.50 m
Yükseklik / Height : 0.50 m

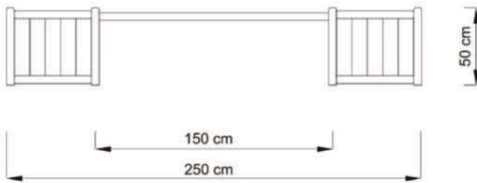
Model AHSK 04
Ölçüler / Dimensions : 1.50 x 0.40 m
Yükseklik / Height : 0.60 m



Model

AHSK 05

Model

AHSK 06**Ölçüler / Dimensions**

Model AHSK 05

Ölçüler / Dimensions : 2.00 x 0.50 m
Yükseklik / Height : 0.50 m

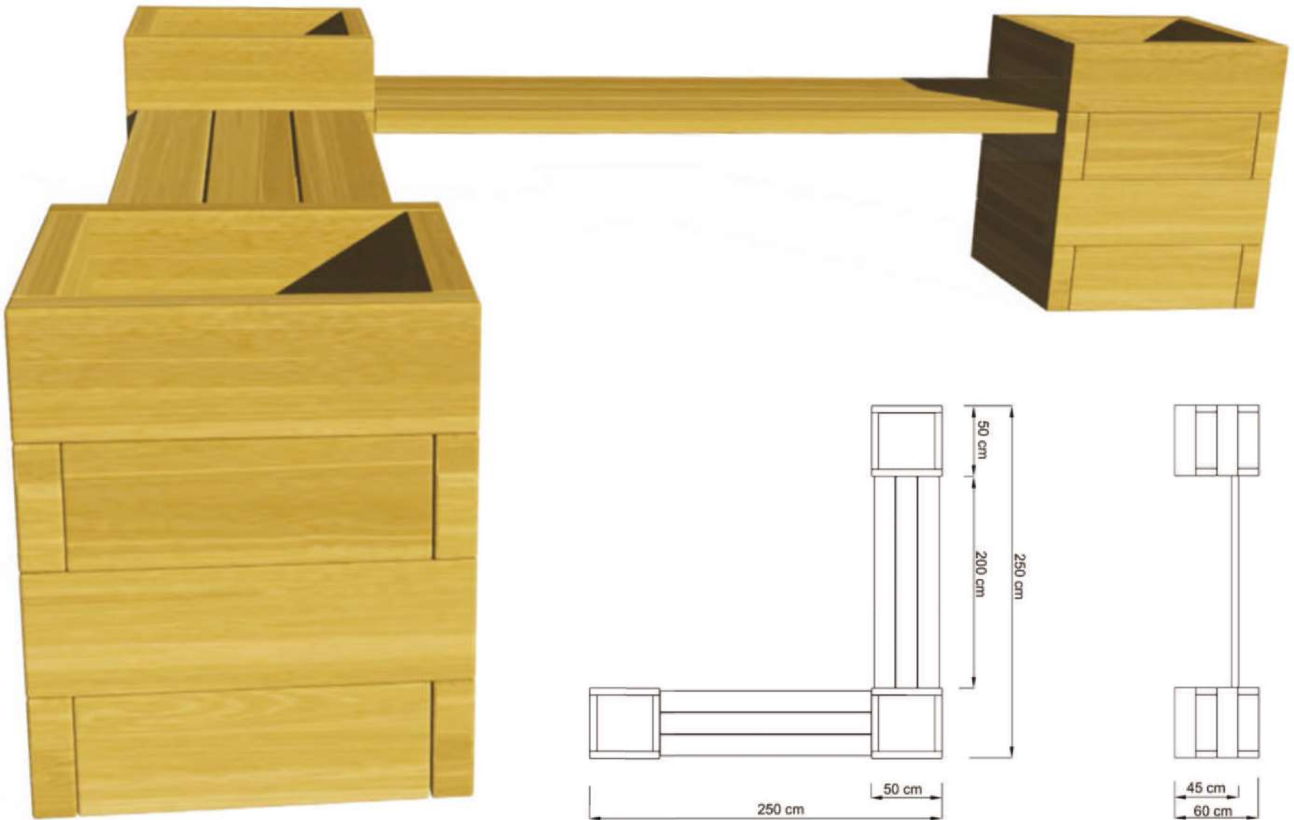
Model AHSK 06

Ölçüler / Dimensions : 2.50 x 0.50 m
Yükseklik / Height : 0.50 m



Model

AHSK 07



Ölçüler / Dimensions

Model AHSK 03

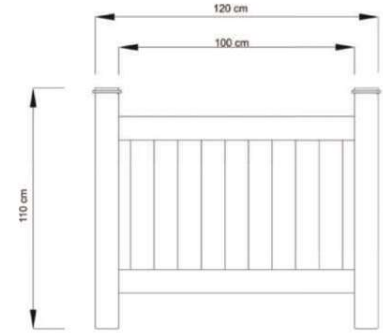
Ölçüler / Dimensions : 2.50 x 2.50 m

Yükseklik / Height : 0.60 m


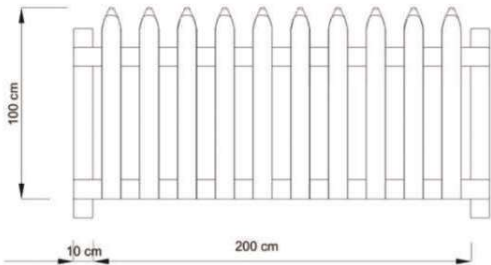


Ahşap Çit / Wooden Fence

Model
AHCT 01



Model
AHCT 02



Ölçüler / Dimensions

Model AHCT 01

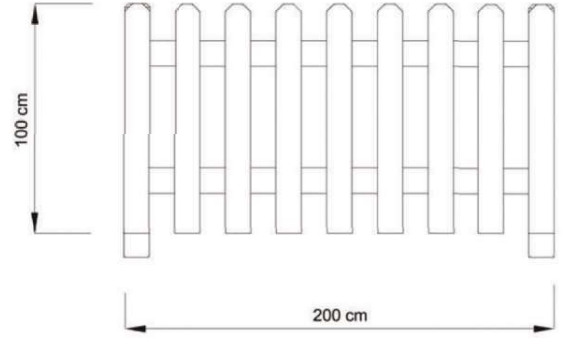
Ölçüler / Dimensions : 1.20 x 0.10 m
Yükseklik / Height : 1.10 m

Model AHCT 02

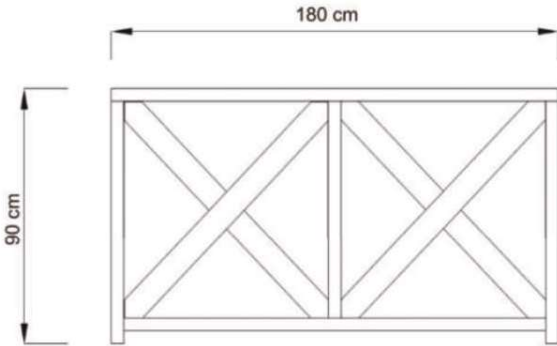
Ölçüler / Dimensions : 2.00 x 0.10 m
Yükseklik / Height : 1.00 m



Model
AHCT 03



Model
AHCT 04



Ölçüler / Dimensions

Model AHCT 03

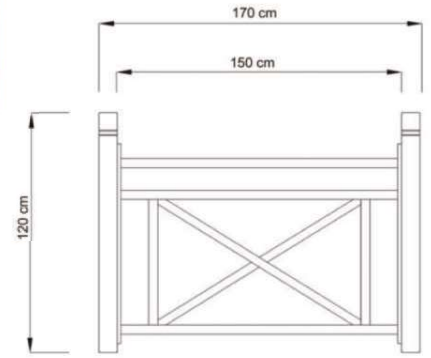
Ölçüler / Dimensions : 2.00 x 0.10 m
Yükseklik / Height : 1.00 m

Model AHCT 04

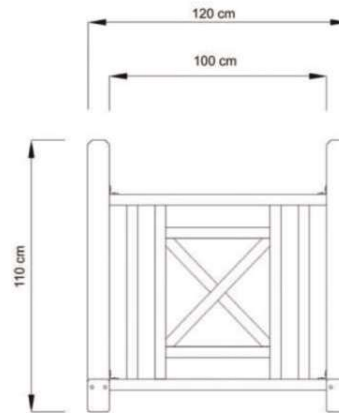
Ölçüler / Dimensions : 1.80 x 0.10 m
Yükseklik / Height : 0.90 m



Model
AHCT 05



Model
AHCT 06



Ölçüler / Dimensions

Model AHCT 03
Ölçüler / Dimensions : 2.00 x 0.10 m
Yükseklik / Height : 1.00 m

Model AHCT 04
Ölçüler / Dimensions : 1.80 x 0.10 m
Yükseklik / Height : 0.90 m

Spor Ekipmanları Sports Equipment





Basketbol Potası / Basketball Hoop

Model
BP 01

Tek Direkli Fiber Panya



Model
BP 02

Tek Direkli Cam Panya

Ölçüler / Dimensions

Model BP 01
Ölçüler / Dimensions : 1.05 x 1.80 m
Yükseklik / Height : 3.05 m

Model BP 02
Ölçüler / Dimensions : 1.05 x 1.80 m
Yükseklik / Height : 3.05 m



Basketbol Potası / Basketball Hoop

Model
BP 03

Tek Direkli Fiber Amerikan Panya 3'lü



Model
BP 04

Dört Direkli Seyyar Cam Panya



Ölçüler / Dimensions

Model BP 03

Ölçüler / Dimensions : 0.90 x 1.20 m
Yükseklik / Height : 3.05 m

Model BP 04

Ölçüler / Dimensions : 1.05 x 1.80 m
Yükseklik / Height : 3.05 m



Kale Diređi / Goal Post

Model
KL 01



Minyatür Kale

Model
KL 02



Nizami Kale

Ölçüler / Dimensions

Model KL 01
Ölçüler / Dimensions : 1.00 x 1.60 m

Model KL 02
Ölçüler / Dimensions : 2.44 x 7.32 m



Voleybol Diređi / Volleyball Post

Model

VD 01



Ölçüler / Dimensions

Model VD 01

Yükseklik / Height : 2.80 m

Çöp Kovası Dustbin





Çöp Kovası / Dustbin



Model
CKS 01

Kova Çapı: 28 cm
Kova Yüksekliği: 50 cm
Ayak Yüksekliği: 117 cm
Ayak Geniřliđi: 44 cm



Model
CKS 02

Kova Çapı: 28 cm
Kova Yüksekliği: 50 cm
Ayak Yüksekliği: 75 cm
Ayak Geniřliđi: 44 cm



Model
CKS 03

Kova Çapı: 28 cm
Kova Yüksekliği: 50 cm
Ayak Yüksekliği: 117 cm
Ayak Geniřliđi: 44 cm



Model
CKS 04

Kova Çapı: 28 cm
Kova Yüksekliği: 50 cm
Ayak Yüksekliği: 110 cm
Ayak Geniřliđi: 44 cm



Model
CKS 05

Kova Çapı: 28 cm
Kova Yüksekliği: 50 cm
Ayak Yüksekliği: 117 cm
Ayak Geniřliđi: 44 cm



Model
CKS 06

Kova Çapı: 28 cm
Kova Yüksekliği: 50 cm
Ayak Yüksekliği: 75 cm
Ayak Geniřliđi: 44 cm



Model
CKS 07

Kova Çapı: 21 cm
Kova Yüksekliği: 50 cm
Ayak Yüksekliği: 85 cm
Ayak Geniřliđi: 30 cm



Model
CKS 08

Kova Çapı: 21 cm
Kova Yüksekliği: 50 cm
Ayak Yüksekliği: 85 cm
Ayak Geniřliđi: 30 cm



Model
CKS 09

Kova Çapı: 28 cm
Kova Yüksekliği: 50 cm
Ayak Yüksekliği: 110 cm
Ayak Geniřlięi: 44 cm



Model
CKS 10

Kova Çapı: 28 cm
Kova Yüksekliği: 50 cm
Ayak Yüksekliği: 105 cm
Ayak Geniřlięi: 44 cm



Model
CKS 11

Kova Çapı: 32 cm
Kova Yüksekliği: 70 cm
Ayak Yüksekliği: 85 cm
Ayak Geniřlięi: 40 cm



Model
CKS 12

Kova Çapı: 24 cm
Kova Yüksekliği: 33 cm
Ayak Yüksekliği: 75 cm
Ayak Geniřlięi: 33 cm



Model
CKS 13

Kova Çapı: 32 cm
Kova Yüksekliği: 50 cm
Ayak Yüksekliği: 81 cm
Ayak Genişliği: 36 cm



Model
CKS 14

Kova Çapı: 32 cm
Kova Yüksekliği: 50 cm
Ayak Yüksekliği: 81 cm
Ayak Genişliği: 36 cm



Model
CKS 15



Kova Genişliği: 30 cm
Kova Yüksekliği: 47 cm
Ayak Yüksekliği: 81 cm
Ayak Genişliği: 34 cm



Model
CKS 16

Kova Çapı: 29 cm
Kova Yüksekliği: 50 cm
Ayak Yüksekliği: 68 cm
Ayak Genişliği: 35 cm

Kauçuk Zemin Rubber Floor





NEDEN KAUÇUK ZEMİN KAPLAMA ?

ESNEK

Bir çok farklı renk seçeneği ve deseni mevcuttur. Ticari tesislerde kullanılan iç yüzey materyalleriyle uyum içinde kullanılabilir.

KAYMAZ

Islak zeminlerde kaymayı engeller ve düşme riskini azalır. Bu sayede yürüme güvenliğinizi sağlar.

KALICI

Kullanıma dayanıklı şekilde tasarlanmıştır. Hava koşullarına dayanıklıdır, su sızdırmaz, aşınmaya karşı dayanıklıdır ve yenilenme gereksinimleri yoktur.

DARBE EMİCİ

Kauçuk zeminlerde yürümek diğer zemin kaplamalarında yürümekten daha konforludur. Yürüyüş esnasında adımlardan ve tekerlekli aletlerden çıkan gürültüyü en aza indirir. Düşmelerde vücudun aldığı darbe etkisini azalır. Sporcularda eklem ve yan bağları yaralanmaktan korur.

BAKIM

Cilasız malzemenin içine uygulandığı için yüzeyine ayrıca cila uygulayarak bakım yapmak gereksizdir.

UYGULAMA

Ağır taşıyabilen herhangi bir katman üzerine ek inşaat masrafı olmaksızın yerleştirilebilir. Yapıştırmak için malzeme ile kolay ve uygun maliyetle uzun ömürlü yüzeyler oluşturulur. Kenar, köşe ve emniyet kuşakları genişletilebilir. Kolay ve hızlı döşenir.

ÖZELLİK

Doğal kaynakların korunması adına ve çevreye zarar vermeyen ürünlerdir. Arka maddeler kauçuk ürünlerin yapımında kullanılan yüksek kalitedeki bileşenler sayesinde minimuma iner. Herhangi bir sebepten dolayı uygulandığı yerden çıkarılan kauçuk kaplamalar geri dönüşümlü oldukları için doğaya zarar vermeden ortadan kaldırılabilir. Kanserojen madde içermez ayrıca Halojen, formaldehit, asbestos ve CFC gibi zararlı maddelerden tamamen farklıdır.

WHY RUBBER FLOORING ?

FLEXIBLE

Rubber floor covering materials are available in many different colors and patterns. Materials on the inner surface of used commercial systems can be used in harmony.

SKIDPROOF

Areas of dense rubber tiles, blocks and falls reduces the risk of slipping on wet floors, walk this way ensures your safety rubber floored space.

PERMANENT

Designed to be resistant rubber floor coverings for use in areas of intensive use. Resistant to weather conditions, water-proof, wear-resistant. There is no need for renewal of rubber flooring laid in areas of intensive use.

SHOCK-ABSORBING

Other floor coverings Rubber walking more comfortable to walk on the ground. Reduces the effec..."



**SİTELER VE İNŞAAT ŞİRKETLERİ**

AKTİF İNŞAAT
ALBA İNŞAAT
ALBAYRAK İNŞAAT
ALEMDAĞ HOPA EVLERİ
ALMAN İNŞAAT
ASİS MİMARLIK
ASYA RESİDANCE
ATA APARTMANI
ATC YAPI
AY YAPI MİMARLIK
AZİM ÇORAP
BAKIRCI YAPI
BAKIRCILAR MADENCİLİK
BANKEV SİTESİ
BARANSAL METAL
BASIN SİTESİ
BASKO KONUT
BAŞAKŞEHİR KONAKLARI
BEYAZ MARTI SİTESİ
BEYFEN
BİRLEŞİK METAL İŞÇİLERİ SENDİKASI
BURCU KENT
CANDANOĞLU İNŞAAT
CEM İNŞAAT
CLK GRUP
ÇELİK İNŞAAT
DELTA GRUP
DEMİRLİ İNŞAAT
DENİZATİ SİTESİ
DOĞAN YAPI
DÖNMEZ GRUP
EGEFEN İNŞAAT
EKGÜN İNŞAAT
EKŞİOĞLU KENT SİTESİ
ELCHYN CATERING
ELİT İNŞAAT
ELİT LIFE RESİDENCE
EMEK İNŞAAT
EMİRHAN KONAKLARI
ERBAY APT
ESTON KIRAZLI EVLERİ
EYÜPOĞLU İNŞAAT
GAZİOSMANPAŞA SİTESİ
GÖKDENİZ KONUTLARI
GÜMÜŞYAKA TATİL SİTESİ
GÜNGÖR İNŞAAT
HAMİTOĞLU İNŞAAT
HAMRAVAT EVLERİ
HAS ACARLAR

IHLAMUR EVLERİ
IŞIK SİTESİ
İDEAL SARAY
İMPAZ İNŞAAT
KADILAR YAPI
KAĞITHANE BAŞAK KONUTLARI
KAHRAMAN ÇELİK İNŞAAT
KAYACİTY
KİPTAŞ
KİPTAŞ TEPECİK KONUTARI
KODEM İNŞ
KORUKENT YAPI KOOPERATİFİ
KÖSEOĞLU İNŞAAT
KRG İNŞAAT
KUTLU İNŞAAT
LİFE CITY
LİMAK BATI ÇİMENTO
MARİNE PARK
MARMARA EVLERİ
MARMARA ONUR KENT
MARMARA SİTESİ
MERKO SİTESİ
MİLTEN HOLDİNG
MNG YAPI
MÜLK YAPI
NADİR SİTESİ
NEWPORT
NEYZEN İNŞAAT
OBA SAHİL SİTESİ
ODABAŞILAR
ORTADOĞU İNŞAAT
OYA KENT
ÖDEMiŞ SÜS BİTKİLERİ
ÖREN İNŞAAT
ÖZLER TATİL SİTESİ
PARK VERDE
PEMBE KONAKLARI
PENDİK AYDOS EVLERİ
QYARTED SİTESİ
RG İNŞAAT
ROSE MARİNE
RUSYA KONSOLOSLUĞU
S.S. KORUKENT
SADABAD KONAKLARI
SARAL İNŞAAT
SAROS ASLAN APART
SARPHAN FİNANS PARK
SAY İNŞAAT
SERA KONUTLARI

SERHATLI İNŞAAT
SİNPAŞ CENTRAL PARK EVLERİ
SÖNMEZ YAPI
SPRADON TERAS EVLERİ
SUN FLOWER EVLERİ
TAP YAPI İNŞAAT
TOKİ FULYA KONUTLARI
TRİO KONUTLARI
TUNABOYU EVLERİ
TUR YAPI
UĞURLU KONAKLARI
ULUS PALMİYE
YARGICI İNŞAAT
YEDA İNŞAAT
YILMAZLAR SİTESİ
ZEKA İNŞAAT
ZEKSAN

KURUMSAL FİRMALAR

BON AIR
EFES PİLSEN
TJK
BANVİT
D-MARKET
OPET
TURKCELL SUPERONLINE
TÜRK TELEKOM
YAPI VE KREDİ BANKASI
PETKİM PETRO KİMYA
SOMA SOTES EGE LİNYİTLERİ İŞLETMESİ
YKK METAL





BELEDİYELER VE RESMİ KURUMLAR

6.ANA JET ÜST KOMUTANLIĞI
ADİLE SULTAN
ALTINOLUK BELEDİYESİ
BABAESKİ BELEDİYESİ
BALIKESİR BELEDİYESİ
BALIKESİR VALİLİĞİ
BATMAN EMNİYET
BAYAT YATILI OKULU
BORNOVA BELEDİYESİ
BOZCAADA KAYMAKAMLIĞI
ÇİFTLİKKÖY BELEDİYESİ
DARICA BELEDİYESİ
DİKMEN SİNOP BELEDİYESİ
DİYARBAKIR GENÇLİK VE SPOR İL MÜDÜRLÜĞÜ
EDREMİT BELEDİYESİ
GATA HAYDARPAŞA EĞT.KOMUTANLIĞI
GÖNEN BELEDİYESİ
GÖNEN İMAM HATİP LİSESİ
HARRAN ÜNİVERSİTESİ
ISPARTA İL EMNİYET MÜDÜRLÜĞÜ
IŞIK ÜNİVERSİTESİ
İZMİT BELEDİYESİ
KARACABEY BELEDİYESİ
KURUÇEŞME BELEDİYESİ
LÜLEBURGAZ BELEDİYESİ
MALTEPE BELEDİYESİ
NİLÜFER BELEDİYESİ
SANCAKTEPE BELEDİYESİ
SİLİFKE BELEDİYESİ
SİLİVRİ BELEDİYESİ
SÜLEYMAN DEMİREL ÜNİVERSİTESİ
ŞİŞLİ BELEDİYESİ
TAŞKÖPRÜ BELEDİYESİ
ÜMRANİYE BELEDİYESİ
VAN ASKERİYE
YALOVA BELEDİYESİ
YENİŞAKRAN BELEDİYESİ

OTEL VE RESTAURANTLAR

ACAPULCO RESORT & CONVENTION SPA
ADANA DOSTLAR
ALTUN PANSİYON
DELTA RESORT
DEREKÖY ALABALIK ÇİFTLİĞİ
EFTALİA HOTEL
GÖKLER TATİL KÖYÜ
GREEN PARK HOTELLERİ
KIRKGEÇİT TERMAL HOTEL
MAVİ EGE
RİZOM TATİL KÖYÜ
VERA CLUB HOTEL TMT

EĞİTİM KURUMLARI

ACIBADEM ANAOKULU
AHMET ERMİŞ ANAOKULU
ALTINTOP ÖZEL EĞİTİM
ARIMAYA ANAOKULU
BAGI BUGİ ANAOKULU
BAKIRKÖY HALK EĞİTİM
BAL PETEĞİ EĞİTİM HİZMETLERİ
CAN KARDEŞİM ANAOKULU
ÇOŞKUN KOLEJİ
ÇOCUK CENNETİ ANAOKULU
ÇOCUKLAR GÜLSÜN DİYE OKULLARI
ÇOCUKLARIN RÜYASI ANAOKULU
DARÜŞŞAFA CEMİYETİ
DÜŞ BAHÇELERİ
ELİT KREŞ EĞİTİM HİZMETLERİ
EŞREF SADULLAH ANAOKULU
FATİH KOLEJİ
FETİH KOLEJİ
FEY EĞİTİM
FİLİZLER UFUK EĞİTİM
FİZİKSEL ENGELLİLER
GARNİZON ANAOKULU
GÖKBONCUK ANAOKULU
GÖNEN ANADOLU LİSESİ
İLKADIM KREŞ
JOY FULL HOUSE BAHÇEŞEHİR
JOY FULL HOUSE FLORYA
KANGURU ANAOKULU
KARABÜK BEŞBİNEVLER ANAOKULU
KARAGÖL İLKÖĞRETİM OKULU
KEMER KIDS GARDEN
LALE ANAOKULU
MİLLİ SARAYLAR ANAOKULU
NEMA EĞİTİM
NENE HATUN ANAOKULU
ÖZEL ALTIN YILLAR
ÖZEL COŞAN SEVGİ ANAOKULU
ÖZEL GÖRKEM ANAOKULU
ÖZEL İLKSÖZ ANAOKULU
ÖZEL KARDELENLER ANAOKULU
ÖZEL SEZİN ANAOKULU
ÖZEL ŞİŞLİ GÜNDÜZ BAKIM Evi
ÖZEL YENİ NESİL ÇOCUK AKADEMİSİ
PAPATYA ANAOKULU
SARDUNYA ANAOKULU
SÜRAT EĞİTİM MERKEZLERİ
YASEMİN ANAOKULU

